

Legislative Bargaining and the Dynamics of Public Investment

MARCO BATTAGLINI *Princeton University*

SALVATORE NUNNARI and THOMAS R. PALFREY

California Institute of Technology

We present a legislative bargaining model of the provision of a durable public good over an infinite horizon. In each period, there is a societal endowment that can either be invested in the public good or consumed. We characterize the optimal public policy, defined by the time path of investment and consumption. In a legislature representatives of each of n districts bargain over the current period's endowment for investment in the public good and transfers to each district. We analyze the Markov perfect equilibrium under different voting q -rules where q is the number of yes votes required for passage. We show that the efficiency of the public policy is increasing in q because higher q leads to higher investment in the public good and less pork. We examine the theoretical equilibrium predictions by conducting a laboratory experiment with five-person committees that compares three alternative voting rules: unanimity ($q = 5$), majority ($q = 3$), and dictatorship ($q = 1$).

A central role of government is the provision of public goods to its citizenry. Most public goods provided by governments are durable, and hence dynamic in nature. It takes time to accumulate them, and they depreciate slowly, projecting benefits for many years. Prominent examples are national defense, environmental protection, and public infrastructure. Although a large literature has studied public good provision and public policy formation by governments or legislatures in static models, both theoretically and empirically, much less is known about the dynamics of public investments. Two political economy questions immediately come to mind. First, can we say anything about the efficiency of dynamic public investment by legislatures or governing bodies operating under democratic rules? Second, to what extent does the efficiency depend on the specific voting rules under which these governing bodies operate? Again, little is known about these effects, except for highly specialized static environments, where only a single decision is taken (for example, Baron and Ferejohn 1989, Volden and Wiseman 2005).

Marco Battaglini is Professor of Economics, Princeton University, Fisher Hall, Princeton NJ 08544 (mbattagl@princeton.edu).

Salvatore Nunnari is a PhD Candidate in Social Sciences, California Institute of Technology, MC-228-77, 1200 E. California Boulevard, Pasadena, CA 91125 (snunnari@hss.caltech.edu).

Thomas R. Palfrey is Flintridge Foundation Professor of Economics and Political Science, California Institute of Technology, MC-228-77, 1200 E. California Boulevard, Pasadena, CA 91125 (trp@hss.caltech.edu).

We thank Abhijit Banerjee, Lydia Mechtenberg, Craig Volden, Alan Wiseman, the editors, and three reviewers for detailed comments. We are also grateful for comments from seminar audiences at Bocconi University, University of Chicago, University of Melbourne, ITAM, University of Arizona, University of California at Riverside, UCLA, Carnegie Mellon University, the 2009 International CAS/NES Workshop on Rationality, Behaviour, and Experiments in Moscow, the 2009 Wallis Conference in Rochester, the Conference on Theory and Field Experiments in Political Economy at Harvard University, the Australasian Public Choice Conference 2009 in Melbourne, the 2010 Winter Meeting of the Econometric Society in Atlanta, the 2010 CIRPEE Workshop on Political Economy in Quebec City, and the 2011 MPSA Conference in Chicago. We thank Dustin Beckett and Juan Ortner for research assistance.

The debate on the policy consequences of different voting rules has important practical implications, because we observe a large variety of voting rules in the real world. In a parliamentary assembly, motions on the floor are usually passed by a simple majority. However, a broader consent is required in many other contexts, and examples are widespread across different systems of government. In the European Union's Council of Ministers, some proposals require only a simple majority, some a supermajority, and some unanimous consent. As of the writing of this article, explicit supermajorities are required in most countries to pass constitutional reform, and 16 U.S. states (Arizona, Arkansas, California, Colorado, Delaware, Florida, Kentucky, Louisiana, Michigan, Mississippi, Missouri, Nevada, Oklahoma, Oregon, South Dakota, Washington) require a two-thirds supermajority legislative vote to increase taxes. There is a large literature studying the comparative performance of different voting rules going back to Rousseau ([1762] 1988), Condorcet (1785), Wicksell ([1896] 1967), Buchanan and Tullock (1962), and more recently Austen-Smith and Banks (1996) and Cox (1987). In contrast to our approach, those works focus on static settings and typically deal with purely distributive politics or reforms with unknown winners, rather than with investment in a public project.

In this article, we make a first attempt to answer the questions mentioned earlier by proposing a new theoretical framework for studying the political economy of dynamic public good provision. We analyze a legislative bargaining model under alternative voting rules and examine its predictions in a laboratory experiment. The basic environment we study consists of many citizens who live in n equal-sized districts and can invest resources over time to accumulate a stock of durable public good (roads, bridges, sewers, etc.). An investment policy is taken each period by a central governing body, the *legislature*, composed of a single representative from each district, and operating under a procedure consisting of an agenda-setting stage and a voting rule. In each period, the legislature has the power to allocate a fixed budget of resources between

investment in the public good (whose utility is enjoyed by all citizens of all districts) and targeted transfers to each district.¹ Representatives bargain in the legislature over the budget allocation. We characterize the trajectory of public policies that would result from a symmetric Markov perfect equilibrium for any q rule adopted by the legislature, where a q rule requires q out of n yes votes for passage of the policy for the current period. We compare these equilibrium trajectories with the optimal public policy (i.e., the policy that maximizes the welfare of the citizens).

The equilibrium generates clear predictions about how the dynamics of investment are affected by the voting rule the legislature uses to make its decisions. The model implies that a stricter requirement for passage (i.e., higher q) will generate a higher level of investment and a higher steady state of the public good. The intuition for this is twofold: (1) a higher q forces proposers to internalize a larger share of the public good, and (2) stricter requirements for passage also mitigate worries about future proposers' incentives to plunder the current public good investments. The former effect is similar to the familiar static free rider problem, whereas the latter effect is entirely dynamic and relates, for example, to models in which politicians on the way out of power may run up debt in order to tie the hands of their successors.² For any voting rule, investment should continue until a steady state is reached, and the equilibrium steady states are monotonically increasing in q . For any q rule except unanimity, this steady state is lower than in the optimal solution. Furthermore, for any voting rule *including* unanimity, the *speed* of investment along the transition path to the steady state is slower than in the optimal solution, because proposers with agenda control have an incentive to skim off resources along the way.

Our finding that a higher majority requirement leads to higher long-run public investment and hence more dynamically efficient public policy provides a formal rationale for Wicksell ([1896] 1967), who, more than a century ago, advocated unanimity as the only rule guaranteeing Pareto improvements. However, in our dynamic setting, the impact of the voting rule on the economic outcomes is more complex (and perhaps surprising): Even with unanimity, the accumulation path is predicted to be inefficiently slow, and when the marginal value of investment is high, a higher majority rule increases, rather than reduces, the amount of rents an agenda-setting proposer can guarantee to the district he represents.

We examine the predictions of the theory by conducting a carefully designed series of controlled laboratory experiments. In the experiments, we focus on

three alternative voting rules: a dictatorship rule (D), a simple majority rule (M), and a unanimity rule (U). There are several reasons for examining the theory with data from controlled experiments. First, some kind of data are needed to discipline the theory. It is important to identify whether the theory is at all reasonable from a behavioral or empirical standpoint. Second, if one is going to take the model to data, there are clear identification advantages for experimental studies when studying a highly structured dynamic environment such as the one in this article. In our model, strategic behavior can be clearly identified only if there is a precise measurement of certain state variables as well as the actions available to the players, and for this purpose, data from laboratory experiments that control key variables in observable ways have some obvious advantages over field data. The control of laboratory experiments allows us to directly test the main comparative static implication of the theory: Do higher q rules lead to more efficient investment paths?

A third motivation for pursuing the experiments is that the predictions and assumptions of the model seem unintuitive and in many ways implausible. The legislators in the model are assumed to be completely rational and selfish, with rational expectations and perfect foresight about the entire infinite equilibrium path of public policies. Any behavioral limitations, bounded rationality, or other-regarding preferences are completely assumed away, and in principle the presence of these factors could drastically change the predictions of the model. Indeed, the modeling assumptions that people are perfectly rational, purely selfish, and have perfect foresight are abstractions, and there is ample reason to be skeptical of the predictions that come out of such models. This leads to the second basic question we ask: Are the predictions of the model robust to behavioral factors and limitations on perfect rationality that we know exist but are assumed away in the model?

Finally, it is important to note that our model's predictions only apply to a very small subset of the huge set of subgame perfect equilibria in the infinite game. In particular, there generally exist non-Markov equilibria that lead to efficient investment paths *independently of the q rule*. Such equilibria closely resemble cooperative equilibria in repeated games, such as the prisoner's dilemma. We know from experiments that groups are highly successful at achieving efficient outcomes in repeated prisoner's dilemma and similar games (Dal Bo 2005). Hence the third basic question: Can the inefficiencies be overcome? Do efficient investment paths emerge in these legislative bargaining games, possibly due to the repeated game effects created by the dynamic environment?

The effect of q on the efficiency of public policy is confirmed by the experimental data. A higher q rule leads to better public policies in the form of significantly greater public good investment. Second, in addition to these qualitative findings, the public good levels are also quantitatively close to the predictions of the Markov perfect equilibrium. Also consistent with this equilibrium, players' choices reflect non-myopic decision making: The theoretical expected continuation

¹ These transfers in practice take several different forms. For example there could be redistributive effects from taxation and social welfare programs that affect districts differentially, subsidies to district-specific industry or agriculture, etc. For simplicity, we simply model this as an allocation of a private consumption good to each district.

² This intuition about dynamic effects would seem to apply to a broader class of political systems than the single-member district legislatures in our model.

value functions are the most important significant variables explaining voting behavior. Thus, the behavior in these complicated environments appears to be largely robust to factors outside the model, such as bounded rationality and other-regarding preferences. Of course the data are not a perfect match to the theory. We observe some differences between the finer details of the theoretical predictions and the data. The clearest such deviation is a statistically significant overinvestment in the early rounds under all voting rules. This phenomenon is reminiscent of the finding in experiments on static public good provision (by a centralized legislature or in a voluntary provision setting), but it is more complex in our dynamic setting: while we observe a large initial overinvestment in the early rounds, this initial overinvestment is mostly “undone” in later rounds, as it is usually followed by significant disinvestment (in D and M) or lack of further investment (in U) approaching the equilibrium steady state.

We view these experimental findings as an encouraging initial check on the validity of a few general principles that are implied by our model, which have the potential to be important factors in legislative decision making and can be easily isolated in a laboratory experiment. The actual political institutions that motivate our study (parliaments, assemblies, legislatures, etc.) are obviously far more complex than the simple environments we study in the experiment, which, by design, mirrors the starkness of the model. With this in mind, it is worth noting that there do exist historical data that bear on some of the hypotheses generated by our theoretical model. For example, Rauch’s (1995) study of municipal reforms during the U. S. Progressive era suggests that reforms that lengthened the time horizon of municipal governments led to an increase in new investment in public infrastructure. There may also be questions about robustness to other subject pools, but in principle these latter kinds of external validity issues are relatively straightforward (but very costly) to resolve, by replication using subjects with different characteristics or expertise, such as professional politicians, or by using alternative procedures and settings tailored to the richer details of specific institutions.

RELATED LITERATURE

This article contributes primarily to the literature on the impact of institutions on the dynamics of public good provision, which includes the important special case of common-pool resources management. Along these lines, Walker et al. (2000), Ostrom (1990), and Ostrom, Gardner, and Walker (1994) examine both theoretically and empirically how communication, voting rules, and other institutions for collective decision making affect the outcome of commons dilemma games. Olson (1993) and McGuire and Olson (1996) compare the negative externalities that a democratic majority and an autocrat might impose on society.

Related to the theoretical approach of this article is a series of recent papers on dynamic political economy.

Battaglini and Coate (2006) study public good accumulation in a different political-economic environment and consider a different bargaining protocol. Their results are different from ours in several ways: The budget in each period is endogenously determined, there is distortionary taxation, and preferences are stochastic.³ Battaglini, Nunnari, and Palfrey (2012) explore the question of dynamic public good investment in a decentralized game without voting. Also related, but less directly, is the earlier research by Boylan, Ledyard, and McKelvey (1996) and Boylan and McKelvey (1995) that studies a one-sector model of economic growth in which decisions about investment are made by a competitive political process. That research focuses on the effect of commitment on investment cycles. Harstad (2005) considers a club that decides by majority rule whether to undertake a joint public project. He studies how the size of this majority (that is, the q -rule adopted) affects the incentives of each member to invest in order to increase his or her valuation of the project.

This article is also the first experimental study of the dynamic accumulation process of a durable public good by a legislature. Our findings thus extend the recent experimental literature on legislative bargaining models to dynamic settings. McKelvey (1991) is the first experimental study of legislative bargaining models à la Baron and Ferejohn (1989). Diermeier and Gailmard (2006), Diermeier and Morton (2006), Frechette, Kagel, and Lehrer (2003), and others have also reported laboratory experimental studies of legislative bargaining, but only in a *static* setting with purely distributive policies. Recently, Frechette, Kagel, and Morelli (2012) have extended the experimental analysis to policy spaces with public goods using a model based on Volden and Wiseman (2007). All of these works, however, limit the analysis to static environments in which only a single policy outcome is decided. Battaglini and Palfrey (2012) study a simple *dynamic* model of legislative bargaining, but limit the analysis to purely distributive policies in which public goods cannot be accumulated and redistribution across periods is not possible.

Our work is also related, though somewhat less so, to the vast experimental literature on the voluntary provision of public goods, with many of the early contributions surveyed in Choi, Gale, and Kariv (2008), Choi et al. (2011), Duffy, Ochs, and Vesterlund (2007), Harrison and Hirschleifer (1989), and Ledyard (1997) specifically examine sequential contribution mechanisms for provision of a nondurable public good. In these studies, payoffs are one-shot and depend only on the sum of investments over the entire horizon. A few papers explore the effect of institutions (e.g., Smith 1977 and Ferejohn et al. 1982), but most work in this area has focused on other questions, including the role of communication, experience, other-regarding preferences, and other behavioral factors.

³ Other recent contributions in dynamic bargaining are Baron (1996), Baron, Diermeier, and Fong (2012), Barseghyan, Battaglini, and Coate (2011), Battaglini and Coate (2008), Duggan and Kalandrakis (n.d.), Kalandrakis (2004; 2009), and Penn (2009).

MODEL

Consider an economy in which a continuum of infinitely lived citizens live in n districts and each district contains a mass one of citizens. There are two goods: a private good x and a public good g . An allocation is an infinite non-negative sequence of public policies, $z = (x_\infty, g_\infty)$ where $x_\infty = (x_1^1, \dots, x_1^n, \dots, x_t^1, \dots, x_t^n, \dots)$ and $g_\infty = (g_1, \dots, g_t, \dots)$. We refer to $z_t = (x_t, g_t)$ as the *public policy* in period t . The utility U^j of a representative citizen in district j is a function of $z^j = (x_\infty^j, g_\infty)$, where $x_\infty^j = (x_1^j, \dots, x_t^j, \dots)$. We assume that U^j can be written as

$$U^j(z^j) = \sum_{t=1}^{\infty} \delta^{t-1} [x_t^j + u(g_t)],$$

where $u(\cdot)$ is continuously twice differentiable, strictly increasing, and strictly concave on $[0, \infty)$, with $\lim_{g \rightarrow 0^+} u'(g) = \infty$ and $\lim_{g \rightarrow \infty^+} u'(g) = 0$. The future is discounted at a rate δ .

There is a linear technology by which the private good can be used to produce public good, with a marginal rate of transformation p equal to 1. The private consumption good is nondurable, whereas the public good is durable. Thus, if the level of public good at time $t - 1$ is g_{t-1} and the investment in the public good is I_t , then the level of public good at time t will be

$$g_t = g_{t-1} + I_t.$$

Because all citizens in district j are identical, we refer collectively to the “behavior of a district” as described by the behavior of a representative citizen j . Henceforth we simply refer to district j . In period t , the economy is endowed with W_t units of private good, where $W_t = W \forall t$. The initial stock of public good is $g_0 \geq 0$, exogenously given.

The *public policy* in period t is required to satisfy three feasibility conditions:

$$\begin{aligned} x_t^j &\geq 0 \forall j. \\ I_t + g_{t-1} &\geq 0 \forall t. \\ I_t + \sum_{j=1}^n x_t^j &\leq W_t \forall t. \end{aligned}$$

The first two conditions guarantee that allocations are non-negative. We assume that public investment can be scaled back in the future at no cost. The third condition requires that the current budget is balanced. These conditions can be rewritten slightly. If we denote $y \equiv g_t = g_{t-1} + I_t$ as the new level of public good after an investment I_t when the last period’s level of the public good is g_{t-1} , then the public policy in period t can be represented by a vector (y, x_t^1, \dots, x_t^n) . Dropping the t subscripts and substituting y , the budget balance constraint $I_t + \sum_{j=1}^n x_t^j \leq W_t$ can be rewritten as

$$\sum_{j=1}^n x^j + [y - g] \leq W,$$

recalling that we use y to denote the post-investment level of public good attained in period t , and g for the pre-investment level of public good inherited from period $t - 1$. The one-shot utility to district j from this public policy, (y, x^1, \dots, x^n) , is $U^j = x^j + u(y)$.

Our interest in this article is to analyze the performance of a class of political procedures in building public infrastructure (i.e., generating a feasible sequence of public policies, z). We consider a legislature where representatives of each district bargain with each other to decide how to divide the current period’s societal endowment between public investment and private transfers to each district. We consider procedures that are time independent and have no commitment. That is, the voting procedures are the same in every period, and the outcome of the procedure is a public policy for only the current period. The level of the state variable g , however, creates a dynamic linkage across policy-making periods. In such procedures, we characterize the outcomes associated with symmetric Markov perfect equilibria.

OPTIMAL PUBLIC POLICY

As a benchmark with which to compare the equilibrium allocations by a legislature, we first analyze the sequence of public policies that maximizes the sum of utilities of the districts. This is the *optimal public policy*. This optimization problem has a recursive representation in which g is the state variable, and the value function $v_O(g)$ can be represented as

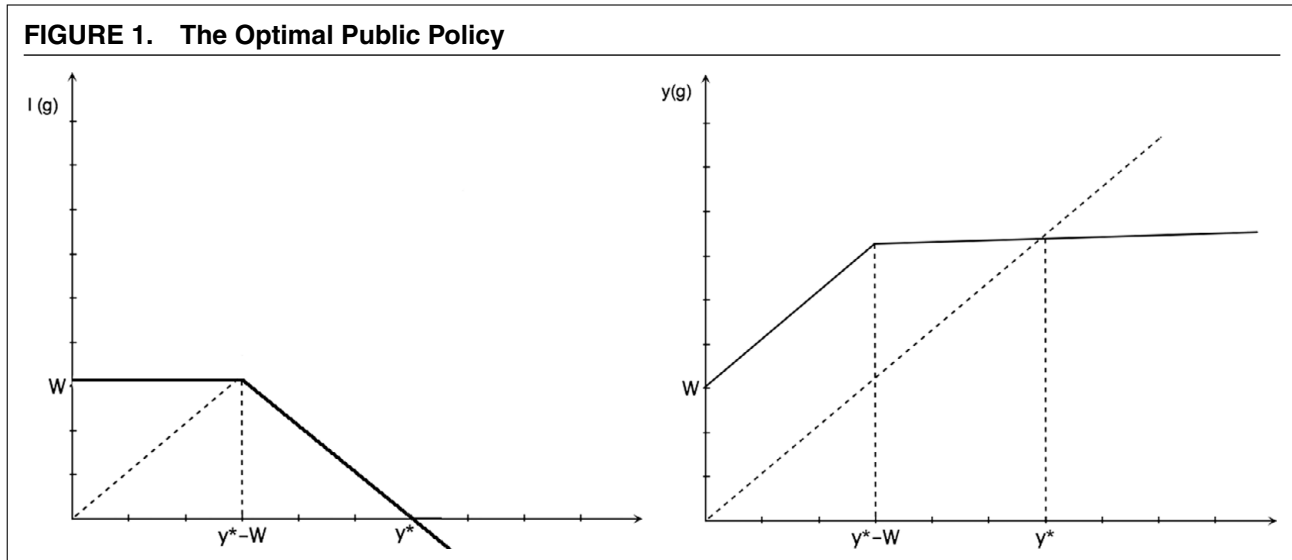
$$\begin{aligned} v_O(g) &= \max_{y,x} \left\{ \begin{aligned} &\sum_{j=1}^n x^j + nu(y) + \delta v_O(y) \\ &s.t. \sum_{j=1}^n x^j + y - g \leq W, x^j \geq 0 \forall i, y \geq 0 \end{aligned} \right\} \end{aligned} \tag{1}$$

By standard methods (see Stokey, Lucas, and Prescott 1989) we can show that a continuous, strictly concave and differentiable $v_O(g)$ that satisfies (1) exists and is unique. The optimal policies have an intuitive characterization.⁴ When the accumulated level of public good is low, the marginal benefit of investing in g is high, and it is efficient to invest as much as possible: In this case $v_O(g) = W + g$ and $\sum_{j=1}^n x^j = 0$. When g is high, it is efficient to reach the level of public good $y_O^*(n)$ that solves the unconstrained optimization problem in (1): that is, $nu'(y_O^*(n)) + \delta v'_O(y_O^*(n)) = 1$, as shown in the Appendix. This implies:

$$y_O^*(n) = [u']^{-1} \left(\frac{1 - \delta}{n} \right) \tag{2}$$

For $g_O \geq y_O^*(n) - W$, therefore, investment will stop, $y_O(g_O) = y_O^*(n)$, and without loss of generality, $x^i = x^o = (W + g - y) / n$.⁵ The policy and the investment

⁴ A formal derivation of the properties discussed in this section is available in the Appendix.
⁵ The optimal solution does not depend on the distribution of private consumption.



functions, therefore, have the following simple structure:

$$y_O(g) = \min \{W + g, y_O^*(n)\}. \quad (3)$$

$$I_O(g) = \min \{W, y_O^*(n) - g\}. \quad (4)$$

This investment function implies that, in the optimal solution, the stock of the public good converges to a unique steady state, $y_O^o = y_O^*(n)$. In y_O^o , the per agent level of private consumption is positive: $x^* = W/n > 0$. Figure 1 provides a representation of the optimal investment path.

POLITICAL EQUILIBRIUM

We now consider a legislature, composed of a representative from each district, that bargains over the allocation of the economy-wide resources among private goods and public good investment. In this mechanism, in each period, the legislature decides on a level of investment in the public good. The legislative policy also includes an allocation of the budgetary surplus (endowment minus investment) to the districts, which is non-negative for all districts, but not necessarily uniform. Investment can be negative, but the amount of negative investment cannot exceed the current stock of public good. Thus, we can represent a policy by the legislature at time t , by a public policy $(x_t^1, \dots, x_t^n, y_t)$ that satisfies the same feasibility constraints as in the previous section. The bargaining protocol with which a public policy is chosen in a legislature is as follows. At the beginning of each period an agent is chosen by nature to propose a policy (x^1, \dots, x^n, y) . Each legislator has the same probability to be recognized as proposer. If at least $q \in \{1, 2, \dots, n\}$ legislators vote in favor of the proposal, it passes and it is implemented. The legislature then adjourns and meets in the following period with a new level of public good y . If instead the policy does not receive a qualified majority, then the status quo policy is implemented. We assume that the status

quo is zero investment in the public good and $x^j = W/n$ for all j . The legislature, moreover, adjourns and meets in the following period with a new level of public good g .

To characterize behavior when policies are chosen by a legislature we look for a symmetric Markov perfect equilibrium. In this type of equilibrium, equilibrium strategies depend only on payoff-relevant information, and all representatives use the same strategy. Therefore, in a symmetric Markov perfect equilibrium, any representative selected to propose at some time t uses the same strategy, and this depends only on the current stock of public good (g). Similarly, the probability a legislator votes for a proposal depends only on the proposal itself and the state g . As is standard in the theory of legislative voting, we focus on weakly stage-undominated strategies, which implies that legislators vote for a proposal if and only if their expected utility (current payoff plus discounted continuation value) from the status quo is not greater than their expected utility from the proposal. Without loss of generality, we focus on an equilibrium in which proposals are accepted with probability one on the equilibrium path.

It is easy to verify that, in a symmetric Markov perfect equilibrium, a proposer would either make no monetary transfer to the other districts or would make a transfer to exactly $q - 1$ legislators. An equilibrium can therefore be described by a collection of functions $\{y_L(g), s_L(g)\}$ that specify the choice made by the proposer in a period in which the state is g . Here $y_L(g)$ is the proposed new level of public good, and $s_L(g)$ is a transfer offered to the $q - 1$ other districts.⁶ The proposer's district receives the surplus revenues $x_L(g) = W - y_L(g) + g - (q - 1)s_L(g)$. Associated with any symmetric Markov perfect equilibrium in the L game is a value function $v_L(g)$ that specifies the expected continuation payoff of a legislator when the state is g before the proposer is selected.

⁶ To ensure symmetry, $q - 1$ legislators are randomly selected by the proposer.

Contrary to the case of the previous section, the policy is now chosen by a self-interested proposer who maximizes the utility of his own district. Given v_L , the proposer’s problem is

$$\max_{x,y,s} \left\{ \begin{array}{l} x + u(y) + \delta v_L(y) \\ s.t \\ (q-1)s + x + y - g \leq W \\ x \geq 0, s \geq 0 \\ s + u(y) + \delta v_L(y) \geq \frac{W}{n} + u[g] + \delta v_L(g) \end{array} \right\} \quad (5)$$

where x is the transfer to the proposer. This problem is similar to the efficient problem (1): The first inequality is the budget balance constraint, and the following two inequalities are the feasibility constraints.⁷ The last inequality is, however, new: It is the incentive compatibility constraint that needs to be satisfied if a proposal is to be accepted by $q - 1$ other districts.

The solution to (5) is complicated by the fact that the set of binding constraints is state dependent and the value function is not typically concave in g . Despite this, the next result shows a sufficient condition for the existence of a Markov perfect equilibrium. We say that an equilibrium is *regular* if the associated value function is continuous, nondecreasing, and almost everywhere differentiable, and leads to a strictly concave objective function in (5). We have the following proposition:

Proposition 1. *There are a $\bar{\delta} < 1$ and a $\bar{W} > 0$ such that for all $\delta > \bar{\delta}$, and all $W > \bar{W}$ a regular Markov perfect equilibrium exists in which the public good level is given by*

$$y_L(g) = \begin{cases} y_1^* & g \leq g_1(y_1^*) \\ \tilde{y}(g) & g \in (g_1(y_1^*), g_2(y_L^*)) \\ y_L^* & \text{else} \end{cases} \quad (6)$$

where y_1^* and y_L^* are constants with $y_L^* > y_1^*$; $g_1(y_1^*)$, $g_2(y_L^*)$ are functions, respectively, of y_1^* and y_L^* ; and $\tilde{y}(g)$ is an increasing function of g .⁸

There is an intuitive explanation for the shape of the policy function (6). For $g \leq g_1(y_1^*)$ the proposer acts as if the other districts did not exist, diverting resources only toward his own district and choosing the investment without internalizing the other districts’ welfare. This implies that the proposer can choose y_1^* where

$$y_1^* \in \arg \max_y \{u(y) - y + \delta v_L(y)\}. \quad (7)$$

The other districts accept this policy because the investment y_1^* is sufficiently high to make this policy better than the status quo. When $g \geq g_1(y_1^*)$, the proposer

cannot afford to ignore the other districts. He first finds it optimal to “buy” their approval by increasing g and investing $\tilde{y}(g) > y_1^*$ (in the interval $(g_1(y_1^*), g_2(y_L^*))$): $\tilde{y}(g)$ is chosen large enough to satisfy the incentive compatibility constraint as an equality. For $g > g_2(y_L^*)$, however, the proposer finds it optimal to offer positive transfers of the consumption good to a minimal winning coalition of districts, and to invest y_L^* . In choosing y now the proposer must internalize the utility of q legislators, so

$$y_L^* \in \arg \max_y \{qu(y) - y + \delta qv_L(y)\}. \quad (8)$$

It is interesting to note that when the proposer’s strategy is constant (at y_1^* or at y_L^*) we have a *dynamic free rider problem*: An increase in investment above, say, y_L^* , at t would induce a proportional reduction in investment at $t + 1$ and so discourage public good accumulation. This is key to understanding underinvestment in the steady state. When $y_L(g) = \tilde{y}(g)$ the dynamic free rider problem is mitigated because an increase in g induces an increase in $\tilde{y}(g)$. This occurs because the increase in g makes the incentive constraint at $t + 1$ more binding, so it forces the proposer in the following period to increase the investment in the public good.

The next result guarantees that the equilibrium outcome is unique:

Proposition 2. *For $\delta > \bar{\delta}$, and $W > \bar{W}$ as defined in Proposition 1, the legislative game has a unique regular equilibrium steady state, $y_L^*(q, n) = [u']^{-1}(\frac{n/q-\delta}{n})$.*

Figure 2 provides a representation of the equilibrium. The first panel of Figure 2 represents the investment function $I_L(g)$:

$$I_L(g) = \begin{cases} y_1^* - g & g \leq g_1 \\ \tilde{y}(g) - g & g \in (g_1, g_2] \\ y_L^* - g & \text{else} \end{cases} \quad (9)$$

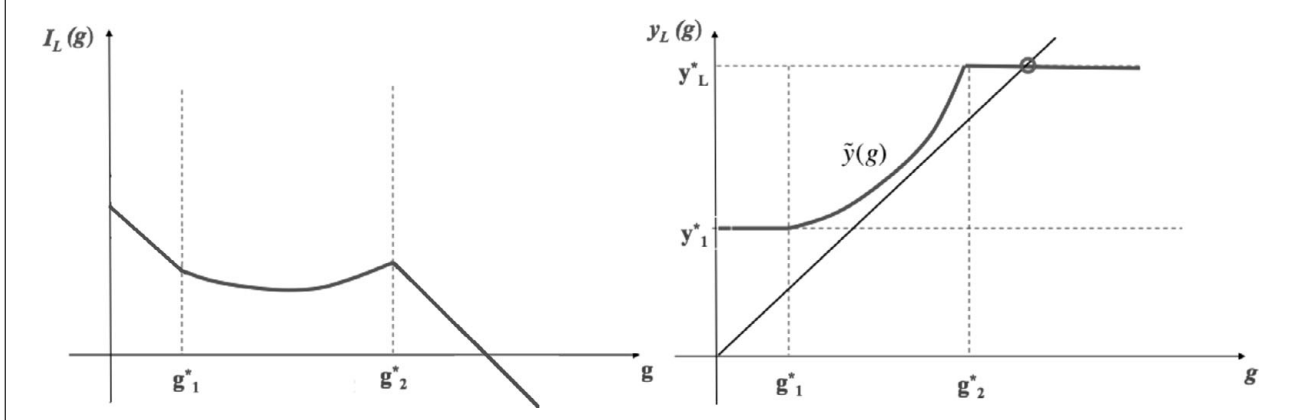
(where for simplicity g_1 is the equilibrium value $g_1(y_1^*)$, and similarly for g_2). It is interesting to note that while in the optimal solution $I_O(g)$ is a monotonically (weakly) decreasing function, in the political equilibrium $I_L(g)$ is not monotonic (compare (9) with the investment in the optimal solution, i.e. $I_O(g) = \min\{W, y_O^* - g\}$). The non-monotonicity of the investment function is a consequence of the fact that the incentive compatibility constraint is not always binding and the value of the status quo is endogenous. The second panel of Figure 2 shows the equilibrium proposed level of the public good as a function of the state, $y_L(g)$. This curve fully describes the dynamics of public good provision and the steady state. The steady state level of public good y_L^* corresponds to the point where the 45° line intersects the investment curve.

How does the accumulation of public good in the political equilibrium compare to the optimal solution? Do legislatures provide durable public goods efficiently?

⁷ Because $u'(0) = \infty$, the constraint $y \geq 0$ is never binding, and therefore it can be ignored without loss of generality.

⁸ Notice that y_1^* , $\tilde{y}(g)$, and y_L^* also depend on δ , n , and q . The parameters used in the experiments are such that a regular Markov perfect equilibrium of this game exists. In particular, with the experimental parameters, a regular Markov perfect equilibrium exists for any $\delta \in [0, 1)$.

FIGURE 2. Legislative Game Equilibrium, $I(g)$ and $y(g)$



And how does this depend on the voting rule adopted? The next result addresses these questions.

Proposition 3. (a). $0 < y_L^*(1, n) < y_L^*(2, n) < \dots < y_L^*(n, n) = y_O^*(n)$; (b) $I_L(g; q, n) < I_O(g; n) \forall n > 1, \forall q = 1, \dots, n$, and $\forall g \leq y_O^*(n)$.

Proposition 3(a) states that the equilibrium steady state of the legislative game is less than the steady state of the optimal solution for any q -voting rule but unanimity, and it is equal to the steady state of the optimal solution for $q = n$ (with efficiency monotonically increasing in q). Proposition 3(b) states that for any voting rule, including unanimity, the accumulation of the public good that leads to the steady state is inefficiently slow. This result arises because, in any legislative game (including unanimity), the proposer finds it profitable to divert some resources toward private transfers to his own district and to $q - 1$ other districts (as discussed earlier).⁹

Example. Let the utility function for the public good be the power function, $u(y) = \frac{1}{\alpha}y^\alpha$. The unique long-run steady state in the optimal solution is $y_O^*(n) = (\frac{n}{1-\delta})^{\frac{1}{1-\alpha}}$, and the unique equilibrium steady state of the legislative game is $y_L^*(n, q) = (\frac{n}{q-\delta})^{\frac{1}{1-\alpha}}$.

NON-MARKOV EQUILIBRIA

We have restricted our attention to symmetric Markov perfect equilibria. However, the legislative game we study is a dynamic game with an infinite horizon with many subgame perfect equilibria. The Markovian assumption of stationary strategies is very restrictive, and

⁹ Battaglini, Nunnari, and Palfrey (2010) show that these results extend to the more general case of positive depreciation in the technology of the durable public good. If the depreciation rate is d , then the equilibrium steady state under a q rule is characterized by $y_L^*(q, n; d) = [u']^{-1}(\frac{n/q-\delta(1-d)}{n})$. The intuition is straightforward. There is a direct tradeoff between the discount factor (which can be interpreted as the expected horizon of the dynamic game) and the rate at which the public good depreciates over time.

it is possible that some other equilibria can sustain more efficient outcomes through the use of history-dependent strategies (punishment and rewards for past actions).

This is common in infinite horizon games with perfect information. For instance, the only Markov perfect equilibrium of the infinitely repeated prisoner’s dilemma has both players defect in every period. This is because in the prisoner’s dilemma the state variable is null (i.e., all histories lead to strategically identical subgames), and the only Markov perfect equilibrium corresponds to the infinite repetition of the unique Nash equilibrium of the stage game. However, it is well known that cooperation can be sustained by history-dependent strategies with punishment (Aumann 1959). Similarly, as we show next, in our legislative game the public good accumulation in the unique symmetric Markov perfect equilibrium is inefficient, but the optimal solution can be supported as the outcome of a subgame perfect equilibrium of the legislative game.

Proposition 4. For any q , there is a $\hat{\delta}$ such that for $\delta > \hat{\delta}$ the efficient investment path characterized by the optimal solution is a subgame perfect Nash equilibrium of the legislative game.¹⁰

In the Appendix, we derive nonstationary strategies for the legislative game whose outcome is the efficient level of public good (the optimal solution) and show that these strategies are a subgame perfect Nash equilibrium.¹¹ We analyze separately the cases with $q = 1$,

¹⁰ Looking ahead to the next section, with the parameters of the experiments, the threshold $\hat{\delta}$ defined in Proposition 4 is equal to 0.91 for $q=1$ (D), 0.68 for $q=3$ (M), and 0.87 for $q=5$ (U). We use $\delta = 0.75$ in all the experimental sessions, which means that the nonstationary strategies we propose can support the efficient steady state (400) in M, but not in D or U. In U, the highest steady state sustainable with these nonstationary strategies is 215, whereas in D it is 50.

¹¹ Our goal is to show that the optimal solution is the outcome of some subgame perfect Nash equilibrium of the legislative game. We do not claim that the strategies proposed in the proof of Proposition 4 are the best punishment schemes, and there may be different nonstationary strategies that work for lower δ .

$q = 2, \dots, n - 1$, and $q = n$, because in the two extreme cases the potential for punishment is reduced.

In all cases, the strategy for the legislator recognized as the proposer is to propose the optimal level of investment, $I_O^*(g)$, and to share equally among all committee members $W - I_O^*(g)$ as private transfers. The voters' strategy entails voting "yes" to a proposal in accordance with equilibrium if no prior deviation has been observed, and to switch to a punishment phase after a single deviation by any proposer. Deviation by voters (as well as deviations from punishment strategies) are punished in the same way as deviation by proposers.

For $q = 2, \dots, n - 1$, a deviation is punished by (a) rejecting an inefficient proposal, (b) stopping the accumulation of the public good, and (c) excluding the deviator from positive private transfers in any future proposal. For $q = 1$, the proposer does not need the approval of any other member to implement a public policy, and therefore, there can be no punishment in the event he is recognized as the proposer. In this case, a deviation is punished by reversion to the Markov perfect equilibrium characterized in the previous section. For $q = n$, everyone's vote (including the deviator's) is needed to pass a punitive proposal, and thus, there is no enforceable harsher punishment than the status quo policy. In this case, a deviation is punished by implementing the status quo policy in all future periods.

The idea of the proof is simple: The required strategy configurations are such that any member who deviates from the prescribed proposal or from the prescribed punishment is certain to be punished. Members expect the punishment to be enforced because they expect that anyone who fails to punish a deviator will in turn be punished, and so on.

EXPERIMENTAL DESIGN

The experiments were all conducted at the Caltech Social Science Experimental Laboratory using students from the California Institute of Technology. Subjects were recruited from a database of volunteer subjects. Six sessions were run, using a total of 90 subjects. No subject participated in more than one session. In all sessions, the committees were composed of five members ($n = 5$), the discount factor was $3/4$ ($\delta = 0.75$), the exogenous amount of resources in each period was 20 ($W = 20$), and the current-round payoff from the public good was proportional to the square root of the stock at the end of that round ($u(y) = \frac{1}{\alpha}y^\alpha$, with $\alpha = 0.5$).¹² Two sessions were run using a simple majority requirement to pass a proposal ($q = 3$, M), two sessions using a unanimity requirement ($q = 5$, U), and two sessions under a dictatorship rule ($q = 1$, D). Table 1 summarizes the theoretical properties of the equilibrium for the three treatments. It is useful to emphasize that, as

¹² Payoffs in experimental dollars were calibrated so subjects could trade in fractional amounts. We do this to reduce the coarseness of the strategy space and allow subjects to make budget decisions in line with the symmetric Markov perfect equilibrium in pure strategies. This is particularly important for the dictatorship treatment where the steady-state level of the public good is 1.38.

TABLE 1. Experimental Parameters and Equilibrium

Majority Rule	n	q	(g_1, g_2)	y_1^*	y_L^*	g_P	y_P^*
Simple majority (M)	5	3	(4,18)	8	29.83	380	400
Dictatorship (D)	5	1	(1,1)	—	1.38	380	400
Unanimity (U)	5	5	(4,380)	6	400	380	400

TABLE 2. Experimental Design

Majority Rule	n	q	# Committees	# Subjects
Simple majority (M)	5	3	60	30
Dictatorship (D)	5	1	60	30
Unanimity (U)	5	5	60	30

proven in the previous section, given these parameters the steady state is uniquely defined for all treatments.

Discounted payoffs were induced by a random termination rule in which an eight-sided die was rolled after each round in front of the room, with the outcome determining whether the game continued to another round (with probability .75) or was terminated (with probability .25). This is a standard technique used in the experimental literature to preserve the incentives of infinite horizon games in the laboratory (Dal Bo 2005, Duffy and Ochs 2009, Palfrey and Rosenthal 1994, Roth and Murnighan 1978). All sessions were conducted with 15 subjects, divided into three committees of 5 members each. Committees stayed the same throughout the rounds of a given match, and subjects were randomly rematched into committees between matches. A match consisted of one multiround play of the game that continued until one of the die rolls eventually ended the match. As a result, different matches lasted for different lengths. Table 2 summarizes the design.

Before the first match, instructions were read aloud, followed by a practice match and a comprehension quiz to verify that subjects understood the details of the environment including how to compute payoffs. The experiments were conducted via computers.¹³ The current-round's payoffs from the public good stock (called *project size* in the experiment) were displayed graphically, with the stock of the public good on the horizontal axis and the payoff on the vertical axis. Subjects could click anywhere on the curve and the payoff for that level of public good that appeared on the screen.

In the M and U treatments, each round had two separate stages, the proposal stage and the voting stage. At the beginning of each match, each member of a committee was randomly assigned a committee member number, which stayed the same for all rounds of the match. In the proposal stage, each member of the committee submitted a *provisional budget* for how to divide the budget between the public good, called *project*

¹³ The computer program used was an extension to the open-source Multistage game software. See <http://multistage.ssel.caltech.edu>.

investment, and private allocations to each member. After everyone had submitted a proposal, one was randomly selected and became the *proposed budget*. Members were also informed of the committee member number of the proposer, but not informed about the unselected provisional budgets. Each member then cast a vote either for the proposed budget or for the *backup budget* with zero public investment and equal private allocations. The proposed budget passed if and only if it received at least q votes. Payoffs for that round were added to each subject's earnings and a die was rolled to determine whether the match continued to the next round. If it did continue, then the end-of-round project size became the next round's beginning-of-round project size. The D treatment followed the same procedure for the proposal stage, but did not involve a voting stage: after everyone had submitted a proposal, one was randomly selected to be the committee decision in that round.

At the end of the last match each subject was paid privately in cash the sum of his or her earnings over all matches plus a showup fee of \$10. Earnings ranged from approximately \$20 to \$50, with sessions lasting between one and two hours. There was considerable range in the earnings and length of sessions because of the random stopping rule.

EXPERIMENTAL RESULTS

Public Good Outcomes

Median Public Good Stock. We start the analysis of the experimental results by looking at the long-run stock of public good by treatment. We consider as the *long-run* stock of public good the stock reached by a committee after 10 rounds of play.¹⁴ Table 3 compares the theoretical and observed levels of public good by treatment. To aggregate across committees, we use the median level of the public good from all committees in a given treatment at round 10 (y_{mdn}^{10}). Similar results hold if we use the mean or other measures of central tendency.¹⁵ We compare this to the stock predicted by the Markov perfect equilibrium of the legislative game after 10 periods (y_L^{10}) and to the stock accumulated in the optimal solution after 10 periods (y_O^{10}).

How do committees get to these stocks of public good? Figure 3 gives us a richer picture, showing the time series of the stock of public good by treatment.¹⁶

¹⁴ In the experiment, the length of a match is stochastic and determined by the roll of a die. No match lasted longer than 13 rounds, and we have very few observations for rounds 11–13. The exact distribution of match lengths is reported in Table 11 and Figure 6 in the supplemental Online Appendix (available at <http://www.journals.cambridge.org/psr2012008>).

¹⁵ In the D and M treatments, the medians are somewhat higher than the means in early periods and lower in later periods, but the differences are small. In the supplemental Online Appendix, we report averages, medians, and standard errors of the stock of the public good by round for each treatment. The statistical tests in the remainder of this section compare average stocks between different treatments using t -tests.

¹⁶ These and subsequent figures show data from the first 10 rounds. Data from later rounds (11–13) are excluded from the graphs be-

TABLE 3. Long-Run Stock of Public Good, Theory vs. Results by Treatment

Majority Rule	q	y_{mdn}^{10}	y_L^{10}	y_O^{10}
Dictatorship (D)	1	12.5	1.38	200
Simple majority (M)	3	30.33	29.83	200
Unanimity (U)	5	63.13	72	200

The horizontal axis is the time period, and the vertical axis is the stock of the public good. As in Table 3, we use the median level of the public good from all committees in a given treatment. Superimposed on the graphs are the theoretical time paths (represented with solid lines), corresponding to the Markov perfect equilibria and to the optimal solution.

Table 3 and Figure 3 exhibit several systematic regularities, which we now discuss in comparison with the theoretical time paths.

FINDING 1. Higher q leads to higher public good production: Dictatorship leads to lower public good production than simple majority and unanimity; unanimity leads to higher public good production than simple majority. According to t -tests,¹⁷ the average stock of public good is significantly lower in D than in U in every single period. This difference is statistically significant at the 1% level (p -value < 0.01) in every period. The stock of public good is larger in M than in D and larger in U than in M in every single period. These differences are statistically significant for periods 1 through 6.¹⁸ The lack of statistical significance for the later rounds is due to the small sample size for the M treatment.¹⁹

Not only are the differences statistically significant but they are also large in magnitude. The median stock of public good is two times greater in the U treatment than in the D treatment, averaged across all 13 rounds for which we have data (20.1 in D vs. 31.7 in M vs. 39.8 in U). The differences between the three voting rules are relatively small in the initial round, but they increase sharply as more rounds are played. By round 10, the differences are very large (12.5 vs. 30.3 vs. 63.1).

FINDING 2. All voting rules lead to significantly inefficient long-run public good levels. The optimal

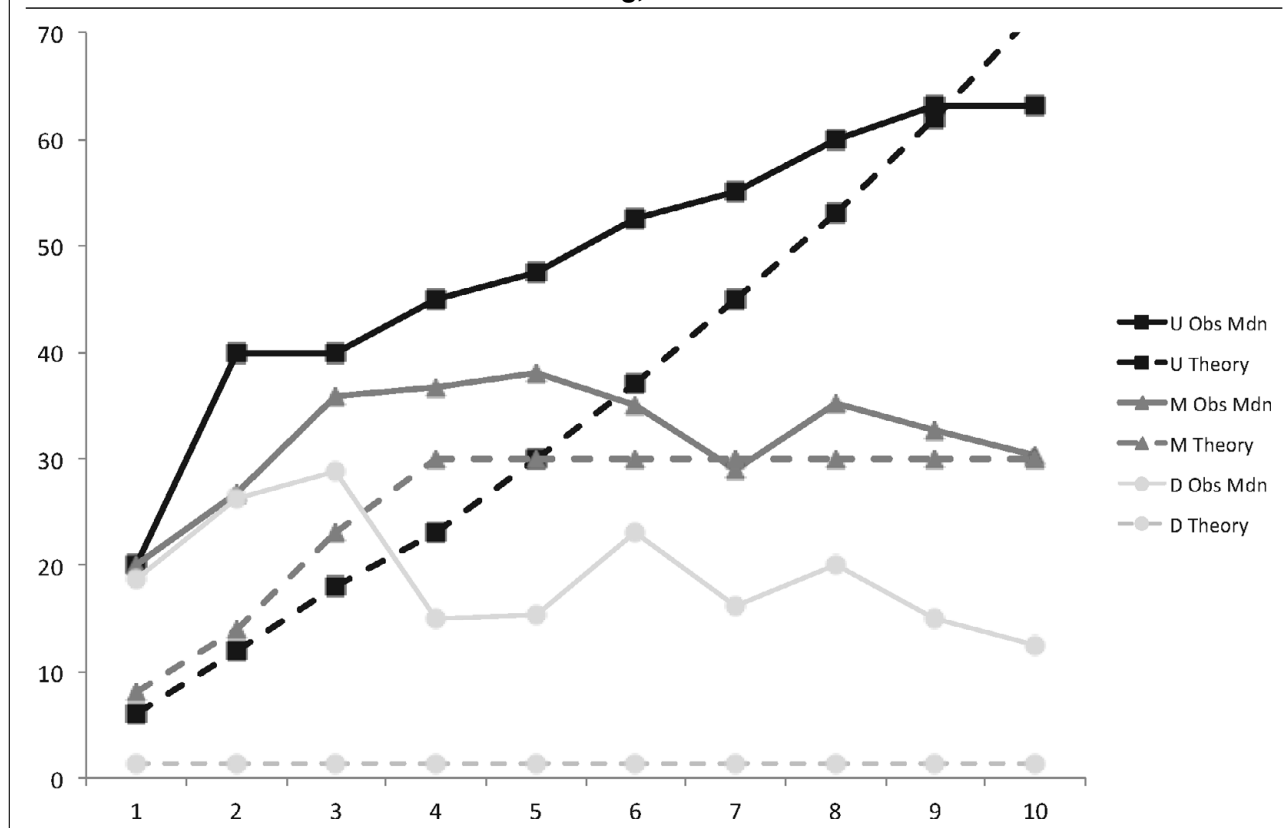
cause there were so few observations. The data from later rounds are included in all the statistical analyses.

¹⁷ The p -values associated with these tests are reported in the supplemental Online Appendix. The null hypothesis of a t -test is that the averages in the two samples are the same. We are treating a single committee as the unit of observation.

¹⁸ The difference between the average in D and the average in M is significant at the 10% level (p -value < 0.10) in periods 1, 8, 9; at the 5% level (p -value < 0.05) in periods 2; and 6 and significant at the 1% level (p -value < 0.01) in periods 3, 4, and 5. The difference between the average in U and the average in M is significant at the 10% level (p -value < 0.10) in period 5; significant at the 5% level (p -value < 0.05) in periods 3, 4, and 5; and significant at the 1% level (p -value < 0.01) in periods 1, and 2.

¹⁹ Due to the stochastic length of each match, only six committees reached round 7 or above, and only three committees reached round 10 in the M treatment.

FIGURE 3. Median Time Paths of the Stock of g, All Treatments



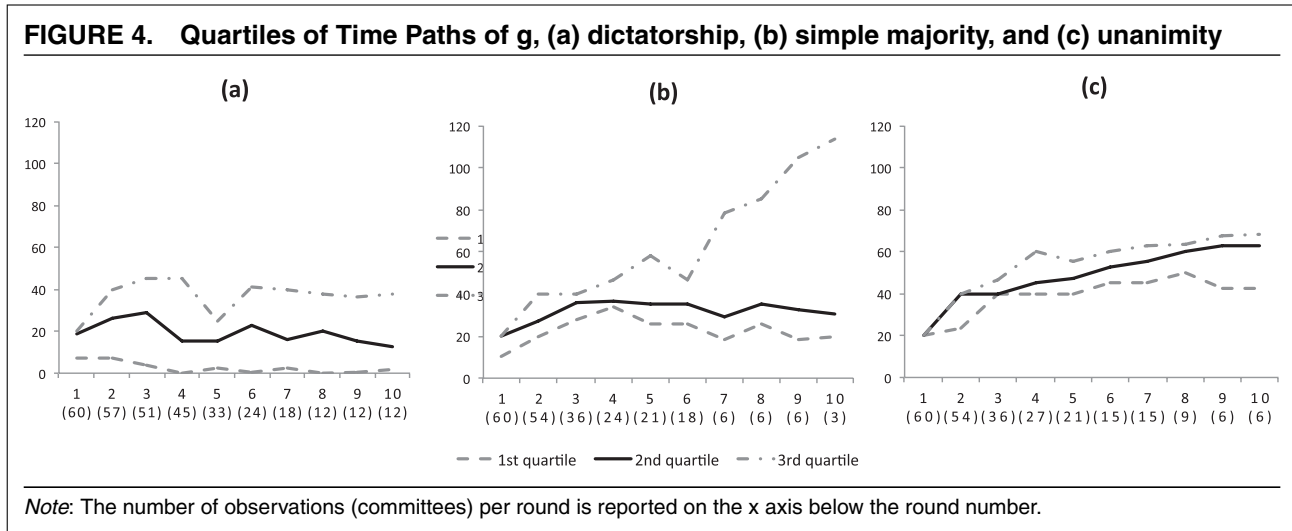
steady state is $y^* = 400$, and the optimal investment policy is the fastest approach: Invest W in every period until y^* is achieved. After 10 rounds, the median stock of public good achieved with the optimal investment trajectory is 200. With a legislature, the median stock of public good levels out at about 15 under dictatorship, at about 30 under simple majority, and at about 60 under unanimity. The median stock averages 14.5 in rounds 7–10 in D, 31.8 in rounds 7–10 in M, and 57.9 in rounds 7–10 in U. These very inefficient long-run public good levels occur in spite of initial round median investment that is fully efficient ($I = W$) in M and U²⁰ and very close to efficiency ($I = 0.94W$) in D. In all treatments the average stock of public good in the last rounds (rounds 8 on) is significantly smaller than the level predicted by the optimal solution (the level attainable investing W each round) according to the results of a t -test on the equality of means (p -value < 0.01).

FINDING 3. In all voting rules, there is overinvestment relative to the equilibrium in the early rounds. This is followed by either negative investment (in the D and the M treatment) or by zero investment (in the U treatment) approaching the theoretical predictions. The median investment levels in the first two rounds are (18.8, 11.3) in D, (20, 18.3) in M, and (20, 20) in

U. As a result the median public good stock by the end of round 2 equals, respectively, 26.3, 26.83, and 40. This compares with equilibrium investment policies in the first two rounds equal to (1.38, 0) for D, (8, 6) for M, and (6, 6) for U, and a predicted stock equal to 1.38 for D, 14 for M, and 12 for U.²¹ Thus, in all treatments, committees overshoot the equilibrium in early rounds by a factor of 20 (D), 2 (M), and 3 (U). This overshooting is largely corrected in later rounds, either via disinvestment (in D and M) or an arrest in investment (in U). In the M treatment, convergence is especially close to equilibrium, with the difference between the median public good levels and the equilibrium public good levels in the last four rounds of data measuring less than 2 units of the public good (31.79 vs. 29.83). A similar pattern of overshooting in the D mechanisms is also evident. Beginning in round 4, the stock of public good in D declines sharply, with the median public good stock averaging 16.6 in rounds 4–10. In U, the investment slows down considerably after the second round: The median investment in rounds 3–10 is 0. Given the nature of the equilibrium investment function for this voting rule (a convex function), the investment cessation following the initial overshooting brings the level of the stock closer to the predicted one

²⁰ In M efficient investment occurs only in the first round, whereas in U it occurs in the first two rounds.

²¹ The difference between the average investment in the early rounds and the predicted investment in these same rounds is statistically significant at the 1% level.



and eventually, below it (the median stock in round 10 is 63.1 vs. a predicted stock of 72).

The pattern of early overinvestment in the public good (relative to equilibrium), followed by later convergence to equilibrium investment levels, echoes findings of many static public goods experiments with voluntary contributions, which are typically repeated for 10 or more repetitions with the same group. A typical pattern in those experiments is that groups tend to briefly attain public good levels significantly higher than the Nash equilibrium in early periods, which then declines in later periods, converging toward the equilibrium public good levels. We see something similar in our data. This pattern may appear to be “cyclical” in the sense of the public good stock overshooting the equilibrium steady state and then converging back down toward the steady state. However, the pattern of investment over time is monotonically declining investment in the public good. Also, note that from the standpoint of the theoretical equilibrium, there is not “underinvestment” in later periods. Rather, there tends to be overinvestment (relative to the theoretical benchmark) in early periods and behavior closer to equilibrium in later periods.

Variation across Committees

Because of the possibility of nonstationary equilibria it is natural to expect a fair amount of variation across committees. Figure 3, by showing the median time path of the stock of public good, masks some of this heterogeneity. Do some committees reach full efficiency? Are some committees at or below the equilibrium? We turn next to these questions.

Figure 4 illustrates the variation across committees by representing, for each round, the first, second, and third quartile of investment levels for the D (panel (a)), M (panel (b)), and U game (panel (c)).

There was remarkable consistency across committees, especially considering this was a complicated infinitely repeated game with many non-Markov equi-

libria.²² A few committees invested significantly more heavily than predicted by the Markov perfect equilibrium, but this only happened rarely, and nearly always such cooperation fell apart in later rounds. The most efficient committee in M invested W in each of the first 7 rounds, resulting in a public good level of 140. That committee did not invest anything for the remaining two rounds. Even this very successful committee stopped investing well short of the efficient level. The most efficient committee in D invested W in each of the first four rounds, resulting in a public good level of 80. That committee disinvested the entire stock of public good in the following round. In U only two committees reached levels above 80, and not a single committee invested W for more than four consecutive rounds.

These findings are perhaps surprising because, from Proposition 4, we know that, for the parameters of the experiment, the optimal solution can indeed be supported as the outcome of the game in M and U using nonstationary strategies (at least for the first 10 rounds).²³ In D, even if the parameters of the experiment do not allow an efficient level of the public good to be attainable in equilibrium, using nonstationary strategies can sustain a level of the public good much higher than the one predicted by the Markov perfect equilibrium, namely around 50 (with respect to 1.38). Figure 3 and 4, therefore, make clear that the predictions of the Markov perfect equilibrium are substantially more accurate in all three voting rules than the prediction of the “best” subgame perfect equilibrium (that is the Pareto superior equilibrium from the point of view of the agents), even when this best equilibrium

²² In periods 6–10 of the M treatment the top quartile continues to increase. However, this is due to a small sample size: Only two committees are in the third quartile for periods 6–9 and only one for period 10.

²³ The nonstationary strategies we propose in the proof of Proposition 4 can support the efficient steady state (400) in M but not in U. In U, the highest steady state sustainable with these strategies is 215. In both cases, the equilibrium investment in each of the first 10 rounds is equivalent to the optimal solution, that is $I = W = 20$.

TABLE 4. Proposal Types

Proposal Type	Dictatorship % Prop.	Simple Maj		Unanimity	
		% Prop.	% Acc.	% Prop.	% Acc.
INVEST W PROPOSER ONLY	27%	38%	98%	58%	80%
* with positive inv	16%	6%	81%	3%	0%
* with no inv	7%	1%	0%	—	—
* with negative inv	14%	—	—	—	—
PROPOSER + 2					
* with positive inv	1%	7%	59%	—	—
* with no inv	—	5%	69%	—	—
* with negative inv	—	5%	56%	—	—
UNIVERSAL					
* with positive inv	19%	22%	93%	29%	68%
* with no inv	2%	6%	10%	4%	6%
* with negative inv	3%	7%	40%	6%	19%

Note: Number of observations: 1,650 for D, 1,084 for M, and 1,290 for U.

is unique and reasonably focal (being the efficient solution). This observation may undermine the rationale for using the “best equilibrium” as a solution concept.

Proposals and Coalitions

We now turn to a descriptive analysis of the proposed private transfers of the current consumption good, as a function of g and q . For this analysis we focus primarily on the number of members receiving significant positive transfers in the proposed allocation and whether the proposals had negative investment in the public good. We break down the proposed allocations into four canonical types: (1) *Invest W*: 100% allocation to the public investment; (2) *Proposer only*: the allocation divided between public investment and private consumption of the proposer only; (3) *Proposer + 2*: the allocation divided between public investment and a coalition that includes the proposer and two other members of the committee (notice that this is a minimal winning coalition in M); and (4) *Universal*: positive private allocations to all five members.²⁴ The last three categories are further broken down by whether investment in the public good is positive, zero, or negative.

Table 4 shows the breakdown of proposals for the three treatments. In each treatment, the first column lists the proportion of proposals of each type that were proposed at the provisional stage (i.e., before a proposal was randomly selected to be voted on). The sec-

ond column gives the proportion of proposals of each type that passed when they were voted on.

FINDING 4. In all treatments, most proposals are either (i) invest the entire budget or (ii) universal private allocations with positive investment. The proportion of proposals that belong to these two categories increases with the majority requirement adopted. With all voting rules, most proposals were to either invest W or universal allocations with a positive amount of investment. In D, these two proposal types account for 46% of all budget proposals (including provisional budget proposals); in M and U, these two types account, respectively, for 60% and 86%. Proposals that offered private allocation to the proposer only were quite rare in M and U, but not in D (where they account for 37% of all provisional proposals). Proposals with zero or negative investment occurred 26% of the time in D committees, 23% of the time in M committees, and 10% of the time in U committees. In contrast to the data, the Markov perfect equilibrium proposals should have been concentrated in the two categories: “proposer only” and MWC. However, it should be noted that even when transfers are provided to more than a minimum winning coalition, it is concentrated on a minimum winning coalition.

Because one of the most common proposal types is one that offers some positive transfer to all members of the committee, it is interesting to check whether transfers are egalitarian or whether they are mainly concentrated on a minimal winning coalition of voters. Figure 5 shows the cumulative distribution of transfers in provisional proposals when committee members are indexed in decreasing order of their allocation.

FINDING 5. In D and M, a minimal winning coalition of players receives a more than proportional share of transfers. In U, transfers tend to be more egalitarian. In the D treatment, 75% of the private transfers go to the proposer. In the M treatment, 80% go to the proposer and two other minimum winning coalition

²⁴ There are two residual categories, not shown in the table, where positive transfers are offered to exactly two or four members. In M and U, this never happened with exactly two members; there were 85 provisional proposals of this kind offered to exactly four members, and when these were observed, they were always accepted. In D, around 11% of provisional proposals belong to these two categories: 32 provisional proposals with two members and 154 with four members.

FIGURE 5. Cumulative Distribution of Private Transfers, All Treatments

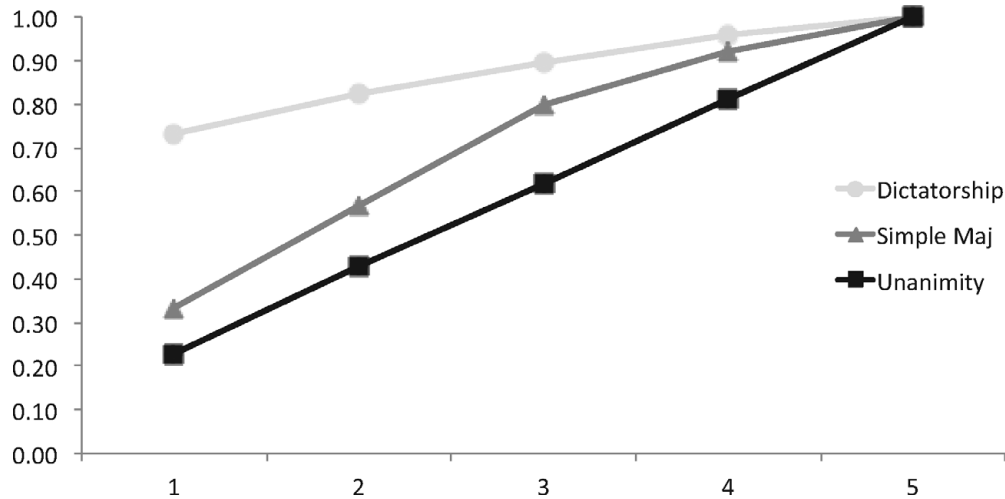


TABLE 5. Logit Estimates

Treatment	(1) M	(2) M	(3) U	(5) U
EU(proposal)-EU(sq)	0.12*** (0.03)		0.11*** (0.03)	
EU(proposal)		0.13*** (0.03)		0.12*** (0.03)
EU(status quo)		-0.12*** (0.02)		-0.11*** (0.01)
Constant	0.25* (0.11)	-1.65 (1.17)	1.05 (0.91)	-0.45 (0.52)
Pseudo- R^2	0.2815	0.2885	0.2049	0.2104
Observations	936	936	1032	1032

Notes: Dependent var: Pr {vote = yes}. SE clustered by subject in parentheses; * significant at 10% level; ** significant at 5% level; *** significant at 1% level.

partners, and more than 90% go to the proposer and three other committee members. Thus, universal allocations are not even close to equitable in the sense of giving all coalition members the same allocation. In U, proposed allocations of the private good are relatively equitable; the proposer is allocated 23%, and the member allocated the least receives 19% on average. The observations about proposed transfers, summarized in Findings 4 and 5, are similar to findings in other experiments on legislative bargaining (Frechette, Kagel, and Lehrer 2003; Frechette, Kagel, and Morelli 2012) and take-it-or-leave-it bargaining. For example, even in the simplest bargaining game—the ultimatum game—proposers offer somewhat more than the equilibrium offer to be sure the responder will “vote” for it (Guth Schmittberger, and Schwarze 1982).

Voting Behavior

Testing for Non-myopic Behavior. Table 5 displays the results from logit regressions²⁵ where the dependent variable is vote (0 = no; 1 = yes). An observation is a single voter’s vote decision on a single pro-

posal.²⁶ The proposer’s vote is excluded.²⁷ The data are broken down according to the treatment (M or U). The independent variables are *EU(status quo)*, the expected value to the voter of a “no” outcome (including the discounted theoretical continuation value), and *EU(proposal)*, the expected value to the voter of a “yes” outcome. Theoretically, a voter should vote yes if and only if the expected utility of the proposal passing is greater than or equal to the expected utility of the status quo. This would imply a negative coefficient on *EU(status quo)* and a positive coefficient on *EU(proposal)*, with the magnitudes of these coefficients being approximately equal.

FINDING 6. Voter decision making is non-myopic.
The results from Tables 5 are clear. The main effect on

²⁶ We cluster SEs by subject to take into account possible correlations among decisions taken by the same individuals. We also tried the SE correction by clustering by committees, and the results are nearly identical. Specifically, clustering by committees instead of by individuals causes minor changes to the significance of coefficients in only a handful of places: The constant in column (1) of Table 5 is significant at the 5% rather than 1%; *EU(proposal)* lagged in column (2) of Table 8 is significant at the 5% level rather than 1%; *I* lagged in column (2) of Table 8 is significant at the 10% level rather than 5%.

²⁷ Proposers vote for their own proposals nearly 100% of the time (233 times out of 234 in M, and 254 times out of 258 in U).

²⁵ The results presented in Tables 5 and 7 are robust to the use of a Probit specification.

TABLE 6. Proposal Acceptance Rates, Theory versus Experiments

Proposal Type	Simple Maj		Unanimity	
	% Acc as Pr	% Rej as Pr	% Acc as Pr	% Rej as Pr
INVEST W	100% (84)	0% (2)	100%	0% (28)
PROPOSER ONLY				
* with positive inv	100% (9)	—	—	0% (7)
* with no inv	—	0% (2)	—	—
* with negative inv	—	—	—	—
PROPOSER + 2				
* with positive inv	100% (10)	0% (7)	—	—
* with no inv	100% (13)	0% (6)	—	—
* with negative inv	60% (5)	100% (3)	—	—
UNIVERSAL				
* with positive inv	100% (42)	0% (3)	100% (48)	0% (23)
* with no inv	0% (1)	67% (9)	100% (3)	0% (17)
* with negative inv	0% (6)	100% (9)	0% (1)	77% (13)

Notes: “% Acc as Pr” is the percentage of accepted proposals that theory predicts to pass and “% Rej as Pr” is the percentage of refused proposals that theory predicts to be refused. The number of observations is in parentheses.

voting is through the difference between the expected utility of the status quo and the proposal. The signs of the coefficients are highly significant, large in magnitude, and not significantly different from each other in absolute value. The constant term is not significantly different from zero or weakly significant (only in one specification), suggesting that voters are not a priori inclined to favor or disfavor proposals.

Proposal Acceptance Rates. The theory predicts that all proposals should pass. Is this consistent with the data? Table 4 displays the probability that the proposal will pass for M and U proposals.

FINDING 7. The vast majority of proposals pass. Overall, 82% of the M proposals and 69% of the U proposals receive committee support. Many of the M proposals are unanimously supported, especially the “invest W” proposals and the universal proposals with positive investment.²⁸

Acceptance rates differ by type of proposal. Some kinds of proposals are rejected somewhat frequently. This is particularly true for proposals with negative investment. In M committees, only 57% of proposals with negative investment pass, and in U committees, only 19% pass. Proposals that give private allocation only to the proposer also fare relatively poorly, passing 81% of the time in M committees and 0% of the time in U committees. The most common proposal types, “invest W” and universal with positive investment, nearly always pass. The acceptance rates for proposals to invest everything are 98% and 80% for the M and U treatments, respectively. The corresponding acceptance rates for universal proposals with positive investment are 93% and 68%. One surprise in the data is the relatively low acceptance rates for MWC proposals in M.

²⁸ In M, 67% of the “invest all” proposals pass unanimously, and 40% of universal proposals with positive investment pass unanimously.

Even if our legislative game is different from the standard Baron-Ferejohn setting, it is interesting to note that these numbers are in line with the acceptance rates for first-round proposals in experiments testing that bargaining protocol (with simple majority): In Frechette, Kagel, and Morelli (2003) 96.4% of first-round proposals are accepted (closed rule treatment), whereas in Kagel, Sung, and Winter (2010) 89% of first-round proposals pass when the cost of delay is high and 72% pass when the cost of delay is low (both numbers refer to the control treatment without a veto player).

Table 6 instead displays the percentage of accepted proposals that are predicted by the theory to be accepted and the percentage of refused proposals predicted by the theory to be refused, divided by proposal type. Theoretically, legislators should support a proposal if the expected value to them of a “no” outcome (including the discounted theoretical continuation value) is smaller than the expected value to them of a “yes” outcome. We say that theory predicts a proposal to pass in M (U) if the expected utility of the proposal passing is greater than or equal to the expected utility of the status quo for at least three (for all five) legislators.

The theory does remarkably well. Overall, the voting outcome is correctly predicted by the theory around 85% of the times for M and around 70% of the time for U. The cases that the theory fails to predict are proposals with positive investment that should be rejected but instead pass and proposals with negative or no investment that should be accepted but instead fail.

One possible explanation for this discrepancy between voting behavior and theoretical prediction is that, rather than playing a stationary equilibrium, some committees are supporting more efficient allocations by using nonstationary strategies. This possibility is in line with recent experimental results on repeated games: Dal Bo (2005) and Dal Bo and Frechette (2011) suggest the likelihood that in these games the infinite horizon dynamics allow efficient or nearly efficient public goods provision.

TABLE 7. Logit Estimates

Treatment	(1) <i>M</i>	(2) <i>U</i>
EU (status quo)	-0.08*** (0.03)	-0.15*** (0.03)
EU (proposal)	0.08*** (0.03)	0.14*** (0.03)
<i>P</i>	0.21*** (0.05)	0.17* (0.09)
<i>I</i>	0.05*** (0.01)	0.03* (0.02)
<i>h</i>	-2.04* (1.1)	0.83 (0.96)
greed	-1.21** (0.50)	-0.31 (0.26)
constant	-0.29 (1.08)	-2.04 (1.83)
Pseudo- <i>R</i> ²	0.3752	0.2340
Observations	936	1032

Notes: Dependent var: Pr {vote = yes}. SE clustered by subject in parentheses; * significant at 10% level; ** significant at 5% level; *** significant at 1% level.

Behavioral Factors Affecting Voting. We next explore the extent to which voting behavior depends on factors other than just the expected utility from the status quo and the expected utility from the current policy proposal (this is the basic assumption from the Markov perfect equilibrium). For instance, the voting behavior could be affected by nonstationary strategies or other-regarding preferences. Table 7 reports the results of a logit regression of voting behavior on the same variables in Table 5, but includes four additional regressors that could indicate some degree of punishment or reward behavior being used to affect proposals and support equilibrium outcomes that differ from the theoretical stationary solutions: the proposed investment level *I*; a Herfindahl index, *h*, that captures how unequal the proposed allocation of private good is across committee members; *P*, the amount of private allocation offered to the voter; and the amount of own-private allocation by the proposer (that we call “greed”). In the case of nonstationary behavior, the sign on *I* should be positive (in the sense that voting strategies punish proposals that do not offer sufficient public good), whereas the sign on *h* and *greed* should be negative (in the sense that greedier or less egalitarian proposals are punished with more negative votes).

The results are presented in Table 7. First, we notice that adding these new variables does not change the main result from Table 5: The coefficients on EU(status quo) and EU(proposal) still have the correct (opposite) signs, are not significantly different from each other, and are highly significant. Some of the new factors we introduced in our analysis in Table 7 are statistically significant, but have a smaller impact. For the *M* treatment, all three of the “nonstationary” variables have the expected sign, and two are highly significant (*I* and *greed*). More efficient proposals receive greater support, as do proposals that are less greedy. The size of the positive sign of the effect of *I*, however, seems too small to provide evidence in favor of an equilibrium in which non Markovian strategies reward efficient behavior, especially because a positive sign is consistent with equilibrium behavior.²⁹ Therefore we are reluc-

tant to conclude that the significant coefficient on *I* is indicative of nonstationary behavior. In contrast, the significance of the coefficient of *greed* demonstrates the existence of voting behavior that rewards exactly the types of proposals we see more of relative to the equilibrium predictions (invest *W* and universal). Results for the *U* treatment are similar, but the new variables have less importance in explaining the variance in voting behavior: *I*, *h*, and *greed* all have the right sign, but here only *I* is (weakly) significant.

Behavioral Factors Affecting Proposals. Finally, we look at how current proposals treat the proposer of the previous round, depending on how a current proposer was treated by the last proposer. The hypothesis is that how well the current proposer treats the previous proposer increases according to how well the previous proposer treated him or her. Because the only way the current-round’s proposer can target a punishment or reward for the previous round’s proposer is with private transfers, we run a regression where the dependent variable is the current proposal’s private allocation to the previous round’s proposer. For observations, we use all current-round provisional budgets beginning in round 2, excluding the provisional budget of the previous round’s proposer. In Table 8, we report one regression for each treatment. The independent variables we use for how well the previous round’s proposer treated the current-round proposer are lagged versions of EU(proposal), and of the *I*, *h*, and *greed* variables. In other words, we check whether there are lagged effects of efficiency or fairness of the previous proposal on the current proposal’s private allocation to the previous proposer.

The coefficient on EU(proposal)_{*t*-1} is always significant. There is a significant effect of the lagged *greed* variable in *M* and in *D* and a significant effect of lagged investment in *M* and *U*.

We conclude from this analysis that there is some evidence of the use of nonstationary strategies, but that subjects are non-myopic: The main determinant of voting is the difference between the expected utility of the status quo and the proposal, *taking into account anticipated future payoffs*. In proposal behavior, current proposals discriminate against previous proposers who were too greedy (in *M* and *D*) or invested in the public good (in *M* and *U*). The nonstationarity in behavior seems to be motivated by spite rather than by efficiency considerations.

DISCUSSION AND CONCLUSIONS

This article investigated the dynamic provision of durable public goods by a legislature, operating with procedures that entail bargaining and voting. Despite the fact that most, if not all, public goods provided by governments are durable, very little is known on this subject, both from a theoretical and empirical point

²⁹ In the *M* treatment, the significant coefficient on *I* is probably due to spurious correlation. When *g* is small, the equilibrium predicts

a high investment level and a *unanimous* yes vote; when *g* is high, investment is predicted to be smaller, and proposals are predicted to pass by a bare majority.

TABLE 8. TOBIT Estimate

	(1)	(2)	(3)
Treatment	<i>D</i>	<i>M</i>	<i>U</i>
EU(proposal) _{<i>t</i>-1}	0.29*** (0.07)	0.11*** (0.04)	0.13*** (0.02)
<i>l</i> _{<i>t</i>-1}	-0.01 (0.02)	-0.04** (0.02)	-0.10*** (0.02)
<i>h</i> _{<i>t</i>-1}	11.77 (8.35)	7.87 (8.43)	2.26 (12.50)
greed _{<i>t</i>-1}	-20.51*** (7.46)	-24.36*** (5.21)	-0.88 (3.71)
constant	-38.73*** (11.33)	-15.74** (7.84)	-31.01*** (6.59)
Pseudo- <i>R</i> ²	0.0426	0.0155	0.0521
Observations	1080	696	792

Notes: Dependent var: Private allocation offered to previous round's proposer. SE clustered by subjects in parentheses; * significant at 10% level; ** significant at 5% level; *** significant at 1% level.

of view. We attempt to provide a first answer to some basic questions that can be a helpful starting point for further research on the politics of dynamic public good provision.

We ask two main questions: Do legislatures provide public goods efficiently in a dynamic setting? To what extent does this efficiency depend on the voting rule adopted by the floor? The theoretical properties of the Markov perfect equilibrium in our legislative bargaining game imply that the steady-state level of public investment approved by a legislature is inefficiently low for any voting rule but unanimity: The inefficiency of the long-run steady state decreases with the majority requirement adopted and disappears completely when a proposal on resources allocation passes only with a unanimous vote. However, even with unanimity, convergence to the steady state is inefficiently slow, because the proposer will appropriate rents along the path.

Our model, with supporting evidence from a laboratory experiment, identifies an important force by which supermajority voting systems may increase efficiency in the provision of durable public goods. Of course, there are some forces outside the model that may work in the opposite direction. Buchanan and Tullock (1962) argue that supermajority requirements can increase transaction or bargaining costs in the decision-making process (but reduce external costs, as in our model). Unanimity and near-unanimity rules can create political hold-up problems; Barry (1965) argues this point in the context of legislative bargaining and pork-barrel politics. Although such arguments have generally been made mainly in the context of static models, part of the benefits of higher q that we find arise out of the dynamic nature of the public decision in our model, which is different from earlier models. The extent to which those various intuitions about the various effects of q on transaction and external costs apply more broadly in dynamic political decision making is an important open question. Our work contributes to this literature by highlighting an additional cost associated with bargaining in legislatures with unanimity that was not previously considered: Unanimity may lead to an efficient steady state, but the speed of convergence is inefficiently slow. The delay in investment may generate a significant loss of welfare.

The experimental analysis of three alternative voting rules (simple majority and the two polar extremes, dictatorship and unanimity) supports these key predictions. A higher majority requirement leads unambiguously to significantly higher public good production. This result confirms, from an experimental point of view, the importance of institutions in public good provision and the fact that incentives matter in a way predicted by complex theoretical models. In all cases, investment is generally below the Pareto efficient levels, regardless of the voting rule used. Although we often observe more investment than predicted in the early stage of the game, overinvestment does not persist: The long-run public good levels approximate the Markov perfect equilibrium steady state.

The final questions we attempt to address are as follows: To what extent are the models we use adequate to study this problem? What equilibrium concepts should be used? This latter question is a particularly important one because, depending on the equilibrium concept, we can have very different predictions for the same model. It is clearly difficult to identify the equilibrium adopted by players, but the analysis of proposal and voting behavior provides some interesting insights. First, as discussed in the section, "variation across committees," we observe a consistent pattern of behavior across committees, despite the fact that we have a multiplicity of potential equilibria. The Markov perfect equilibrium that we have adopted as a benchmark does not fully capture the complexity of the agents' strategies, which also depends to a limited extent on other factors, as shown in Table 7. However, these nonstationary effects are small, and the Markovian equilibrium benchmark is far closer to the data than the prediction of the best subgame equilibrium sustainable with nonstationary strategies, the alternative benchmark that is routinely applied when studying cooperation in repeated games. In our setting, this alternative would predict efficient outcomes for any $q > 1$, which is far off the mark.

There are many possible directions for the next steps in this research. On the experimental side, our design was intentionally very simple and used a limited set of treatments. The theory has interesting comparative static predictions about the effect of other parameters of the model that we have not explored in this work, such as the discount factor, the production technology,

preferences, and endowments. The theoretical model is easily adapted to these extensions. For example, a higher discount factor increases both the optimal steady state and the equilibrium steady state of the durable public good for all values of q and n . For similar reasons positive depreciation in the public good technology leads to a decrease in the steady state of the Markov equilibrium studied here.

We have also limited the analysis to legislatures that differ on the q -rule adopted and use a specific procedure. It would be interesting to consider the impact of different proposal and voting procedures (e.g., alternating offer bargaining without a status quo alternative, à la Baron and Ferejohn 1989). Moreover, our political process does not have elections and parties, and there is no executive branch or “president” to oversee the general interest common to all districts. Elections, parties, and nonlegislative branches are all important components of democratic political systems, and incorporating such institutions into our framework would be a useful and challenging direction to pursue. Finally, it would be interesting to allow for a richer set of preferences and feasible allocations, such as allowing for diversity of preferences or multiple public goods.

APPENDIX: PROOFS OF PROPOSITIONS

OPTIMAL PUBLIC POLICY

In the steady state $y(y_o^*) = y_o^*$ and $x(y_o^*) > 0$. Because $y(g)$ is constant for $g \geq \max\{y_o^* - W, 0\}$, it is straightforward to show that the derivative of the value function in this region is $v'(g) = \frac{\partial}{\partial g} [W + g - y_o^* + nu(y_o^*) + \delta v_o(y_o^*)] = 1$. Using the first-order condition for optimality, we must have $nu'(y_o^*) + \delta = 1$, so

$$y_o^* = [u']^{-1} \left(\frac{1 - \delta}{n} \right). \tag{10}$$

Proof of Proposition 1

Define a function

$$\begin{aligned} v_L^1(g) &= \frac{W - (y_L^* - g)}{n} + u(y_L^*) + \frac{\delta}{1 - \delta} \left[\frac{W}{n} + u(y_L^*) \right] \\ &= \frac{1}{1 - \delta} \left[\frac{W}{n} + u(y_L^*) \right] + \frac{g - y_L^*}{n} \end{aligned}$$

where $y_L^* = [u^{-1}]'(\frac{n/q - \delta}{n})$. Note that this function is continuous, increasing, concave, and differentiable with respect to g , with $\frac{\partial}{\partial g} v_L^1(g) = \frac{1}{n}$. Now define $\tilde{y}(g)$ implicitly by the equation:

$$\begin{aligned} u(\tilde{y}(g)) + \delta v_L^1(\tilde{y}(g)) \\ = W/n + u(g) + \delta \left[\frac{W - \tilde{y}(g) + g}{n} + u(\tilde{y}(g)) + \delta v_L^1(\tilde{y}(g)) \right]. \end{aligned}$$

This equation can be rewritten as

$$\begin{aligned} u(\tilde{y}(g))(1 - \delta) + \frac{\delta}{n} \tilde{y}(g) \\ = u(g) + \frac{\delta^2}{n} g + \frac{W}{n} - \delta \left(u(y_L^*) - (1 - \delta) \frac{y_L^*}{n} \right). \tag{11} \end{aligned}$$

Note that (11) implicitly defines a differentiable and increasing function of g . To see this, note that differentiating (11) with respect to \tilde{y} and g gives

$$\tilde{y}'(g) = \frac{u'(g) + \frac{\delta^2}{n}}{(1 - \delta) u'(\tilde{y}(g)) + \frac{\delta}{n}} > 0. \tag{12}$$

We can therefore define a point $g_L^2 = \min\{g \geq 0 \mid \tilde{y}(g) \geq y_L^*\}$. This point has the property that for any $g \geq g_L^2$, we have $\tilde{y}(g) \geq y_L^*$; moreover, $g_L^2 < y_L^*$. Now define the function

$$v_L^2(g) = \begin{cases} v_L^1(g) & g > g_L^2 \\ \frac{W - \tilde{y}(g) + g}{n} + u(\tilde{y}(g)) + \delta v_L^1(\tilde{y}(g)) & \text{else.} \end{cases} \tag{13}$$

Let $\bar{g} > 0$ be defined by $\bar{g} = u'^{-1}(1)$. We have Lemma A.1.

LEMMA A.1. *There is a $\bar{\delta}$ such that for $\delta > \bar{\delta}$, $\tilde{y}(g)$ and $v_L^2(g)$ are increasing and continuous and concave, respectively in $g \in [\bar{g}, g_L^2]$, and in $g \geq g_L^2$.*

Proof. We showed earlier that $\tilde{y}'(g) > 0$. Furthermore, differentiating (12) with respect to g , we have

$$\begin{aligned} \tilde{y}''(g) \\ = \frac{u''(g) [(1 - \delta) u'(\tilde{y}(g)) + \frac{\delta}{n}] - [u'(g) + \frac{\delta^2}{n}] (1 - \delta) u''(\tilde{y}(g)) \tilde{y}'(g)}{[(1 - \delta) u'(\tilde{y}(g)) + \frac{\delta}{n}]^2}. \tag{14} \end{aligned}$$

It is clear that there is a $\bar{\delta}$ such that for $\delta > \bar{\delta}$, $\tilde{y}''(g) < 0$ for any $g \in [\bar{g}, g_L^2]$. To see this, note that for $\delta = 1$ we have $\tilde{y}''(g) < 0$, because the numerator of (14) is smaller than 0 and its denominator is greater than 0, and recall that $\tilde{y}(g)$ is continuous. For $v_L^2(g)$, note that for $g \geq g_L^2$ the function is linear. For $g \leq g_L^2$

$$\begin{aligned} v_L^2(g) &= \frac{W - \tilde{y}(g) + g}{n} + u(\tilde{y}(g)) + \delta v_L^1(\tilde{y}(g)) \\ &= \frac{W + g}{n} + u(\tilde{y}(g)) + (\delta - 1) \frac{\tilde{y}(g)}{n} \\ &\quad + \delta \left[\frac{W - y_L^*}{n} + \frac{\delta}{1 - \delta} \left[\frac{W}{n} + u(y_L^*) \right] \right] \end{aligned}$$

so concavity in $[\bar{g}, g_L^2]$ follows from the concavity of $\tilde{y}(g)$ for δ sufficiently large. Concavity in $g \geq g_L^2$ follows from the fact that in this range $v_L^2(g)$ is differentiable everywhere except at most at g_L^2 , and its derivative is non increasing in g . ■

Define $y_1^* = \arg \max_{y'} \{u(y') - y' + \delta v_L^2(y')\}$ and $g_L^1 = \min\{g \geq 0 \mid \tilde{y}(g) \geq y_1^*\}$. Note that $y_1^* < y_L^* = [u']^{-1}(\frac{n/q - \delta}{n})$, an upper bound that is independent of W , and $g_L^1 \leq g_L^2$; moreover, $g \leq g_L^1$ implies $\tilde{y}(g) \leq y_1^*$. We can now construct the following value function:

$$v_L^*(g) = \begin{cases} v_L^2(g) & g \geq g_L^1 \\ \frac{W - y_1^* + g}{n} + u(y_1^*) + \delta v_L^1(y_1^*) & \text{else} \end{cases}$$

which is a continuous and nondecreasing function of g . We can also construct the strategies

$$y_L^*(g) = \begin{cases} y_1^* & g \leq g_L^1 \\ \tilde{y}(g) & g \in (g_L^1, g_L^2] \\ y_L^* & \text{else} \end{cases}$$

and $x_L^*(g) = W - y_L(g) + g - (q - 1)s_L(g)$. We now show that the value function $v_L^*(g)$ and the strategies $y_L^*(g)$ and $x_L^*(g)$ are an equilibrium for a sufficiently large W and δ . Consider the proposer's problem (5). One of two cases is possible. First, the incentive compatibility (IC) constraint is not binding, so the proposer can effectively ignore the other legislators. Second, the IC constraint binds and so the proposer has either to increase the level of public good, provide positive transfers to a minimal winning coalition, or both.

Case 1: Nonbinding IC. Assume first that we can ignore the IC constraint and set $s = 0$. The problem becomes:

$$\max_y \left\{ \begin{array}{l} W - [y - g] + u(y) + \delta v_L^*(y) \\ \text{s.t. } W - y + g \geq 0 \end{array} \right\}. \quad (15)$$

If we ignore the constraint in (15), then it is optimal (without loss of generality) to choose y such that

$$y \in \arg \max_y \{u(y) - y + \delta v_L^*(y)\}. \quad (16)$$

It is useful to have the following result:

LEMMA A.2. *The threshold g_L^1 is a nonincreasing continuous function of W , and for any ε there is a W_ε such that for $W > W_\varepsilon$, then $g_L^1 < \varepsilon$.*

Proof. Let k be defined as before by $u'(k) = 1$. Then because $v_L^2(y)$ is nondecreasing in y , $y_1^* \geq k > 0$. Let $f(W)$ be defined by

$$u(y_1^*)(1 - \delta) + \frac{\delta}{n} y_1^* = u(f(W)) + \frac{\delta^2}{n} f(W) - \frac{W}{n} + \delta \left(u(y_L^*) - (1 - \delta) \frac{y_L^*}{n} \right).$$

So $g_L^1 = \max\{0, f(W)\}$. Because $f(W)$ is a continuous decreasing function of W , it is then immediate that g_L^1 is a continuous and monotonically nonincreasing function of W . It is also immediate to verify that for any $\varepsilon > 0$ there is a W_ε such that $g_L^1 < \varepsilon$ for $W > W_\varepsilon$. ■

By Lemma A.2 we can find a W_1 such that for $W > W_1$, g_L^1 is sufficiently small to guarantee that $u'(y) + \delta v_L^*(y) > 1$ for any $g \leq g_L^1$, so

$$y \in \arg \max_y \{u(y) - y + \delta v_L^*(y)\}$$

implies $y > g_L^1$. Lemma A.1 then guarantees that for $\delta \geq \bar{\delta}$ the unique solution to (15) is y_1^* . It is easy to see that in correspondence to y_1^* we have $x_L(g) \geq 0$ if and only if g is greater than or equal to $\max\{y_1^* - W, 0\}$. Because y_1^* is bounded, this is verified for any $g \geq 0$ when $W > W_1$, and W_1 is chosen to be sufficiently large. The IC constraint is satisfied if and only if $\tilde{y}(g) \leq y_1^*$; that is, if $g \leq g_L^1$. We can therefore conclude that, for $\delta > \bar{\delta}$ and $W > W_1$, when $g \leq g_L^1$ the optimal policy is $y_L^*(g)$ and $x_L^*(g)$.

Case 2: Binding IC Constraint. When $g > g_L^1$ the IC constraint cannot be ignored. In this case, the problem solved by the proposer is

$$\max_{y,s} \left\{ \begin{array}{l} [W - [y - g] - (q - 1)s] + u(y) + \delta v_L^*(y) \\ \text{s.t. } s + u(y) + \delta v_L^*(y) \geq \frac{W}{n} + u(g) + \delta v_L^*(g) \\ s \geq 0 \end{array} \right\}. \quad (17)$$

Note that we can assume without loss of generality that the solution to this problem is larger or equal than y_1^* (if this were not the case, by increasing y the proposer would increase his utility and relax the constraint, a contradiction). By Lemma A.1, it follows that we can treat (17) as a concave maximization problem when $\delta \geq \bar{\delta}$. There are two possibilities. First, the proposer continues to provide no consumption to the districts of other legislators, but he increases the provision of the public good $y_L(g)$ to satisfy the incentive compatibility constraint (no transfer case). Second, he provides consumption to the districts of $q - 1$ other legislators and to his own district (transfers case).

Consider the second case first, assuming $s > 0$. We can write (17) as

$$\max_y \left\{ \begin{array}{l} W - [y - g] \\ -(q - 1) \left[\frac{W}{n} + \Psi(g) - \Psi(y) \right] + \Psi(y) \end{array} \right\} \quad (18)$$

where $\Psi(\cdot) = u(\cdot) + \delta v_L(\cdot)$. Choosing an optimum in problem (18) is equivalent to choosing an optimum in problem: $\max_y \{q\Psi(y) - y\}$. So an optimal choice for the proposer is to propose $y_L(g) = y_L^*$. This case is feasible only if $s = \frac{W}{n} + \Psi(g) - \Psi(y_L^*) \geq 0$, that is if and only if $g \geq g_L^2$. In the case in which $g \in [g_1, g_2]$ then we must have $u(y) + \delta v_L(y) = \frac{W}{n} + u[g] + \delta v_L(g)$, so the chosen y is $\tilde{y}(g)$. It follows that in this range the optimal proposal is $y_L^*(g)$ and $x_L^*(g)$.

Finally, we need to show that $v_L^*(g)$ is the expected utility of a player when the strategies are $y_L^*(g)$, $x_L^*(g)$. This is immediate for $g > g_L^2$. For $g \in [0, g_L^2]$, observe that, by a similar argument as in Lemma A.2, for any γ there is a W_γ such that for $W > W_\gamma$, then $\tilde{y}(y_1^*) > \gamma$. It follows that when $W > W_{g_L^2}$, $y_L^*(g) = \tilde{y}(g) > g_L^2$ for any $g \in (g_L^1, g_L^2]$, so in this range the value function is given by (13). Finally it is easy to see that for $W > W_{g_L^2}$, $\tilde{y}(\tilde{y}(g)) \geq \tilde{y}(y_1^*) > g_L^2$, so the value function is $v_L^*(g)$ in $[0, g_L^2]$. We conclude that there is a $\bar{\delta}, \bar{W}$ such that for $\delta > \bar{\delta}$ and $W > \bar{W}$ the value function $v_L^*(g)$ and the strategies $y_L^*(g)$ and $x_L^*(g)$ are an equilibrium.

Proof of Proposition 2

Fix q, W, δ , and n , such that $\delta > \bar{\delta}$ and $W > \bar{W}$ as defined in Proposition 1. Consider any regular equilibrium $v(g), y(g), x(g)$, with steady state y^* . We need to prove that $y^* = [u']^{-1}(\frac{n/q - \delta}{n})$. The IC constraint in state g if policy $y(g)$ is chosen is

$$s(y(g)) \geq \frac{W}{n} + \Psi(g) - \Psi(y(g))$$

where $\Psi(\cdot) = u(\cdot) + \delta v(\cdot)$. In the steady state, this condition becomes: $s(y^*) \geq \frac{W}{n} + \Psi(y^*) - \Psi(y^*) = W/n > 0$. In equilibrium, this constraint is satisfied with equality (if not, the proposer could decrease s and be better off). The proposer's policy must therefore solve

$$\max_y \left\{ \begin{array}{l} W - [y - y^*] \\ -(q - 1) \left[\frac{W}{n} + \Psi(y^*) - \Psi(y) \right] + \Psi(y) \end{array} \right\}. \quad (19)$$

By continuity of $\Psi(\cdot)$, for any g in a neighborhood of y^* , $s(g) > 0$. By continuity of the value function, this implies $v(g) = \frac{1}{1 - \delta} \left[\frac{W}{n} + u(y^*) \right] + \frac{g - y^*}{n}$ in a neighborhood of y^* , implying $v'(g) = \frac{1}{n}$. This fact, together with the first-order necessary condition of (19) ($qu'(y) + q\delta v_L'(y) = 1$), implies $y^* = [u']^{-1}(\frac{n/q - \delta}{n})$. ■

Proof of Proposition 3

We first prove the claims regarding the steady state. The unique equilibrium steady state in the optimal solution is $y_O^* = [u']^{-1}(\frac{1-\delta}{n})$ and the unique equilibrium steady state in the legislative game is $y_L^* = [u']^{-1}(\frac{n/q-\delta}{n})$. Notice that $\frac{1-\delta}{n} \leq \frac{n/q-\delta}{n}$ for any $q = 1, \dots, n$, $n > 0$, and $\delta > 0$. Because $u(\cdot)$ is, by assumption, increasing and concave (i.e., $u'(g) > 0$, $u''(g) < 0$), this implies that $y_O^* \geq y_L^*$ for any $q = 1, \dots, n$, $n > 0$, and $\delta > 0$. This inequality is strict when $q = 1, \dots, n-1$ (i.e., when $n/q > 1$) and $y_O^* = y_L^*$ when $q = n$ (i.e., when $n/q = 1$). Moreover, notice that $\frac{n/q-\delta}{n}$ is monotonically decreasing in q . Therefore, y_L^* is monotonically increasing in q . Because y_O^* is independent of q , this also means that the efficiency of the equilibrium steady state in the legislative game is monotonically increasing in q .

We now want to show that—with $n > 1$ and $q = n$ —even if $y_L^* = y_O^*$, the convergence to y_L^* is slower than the convergence to y_O^* . To do this, we compare the two investment functions, $I_O(g)$ and $I_L(g)$:

$$I_O(g) = \min \{W, y_O^* - g\}.$$

$$I_L(g) = \begin{cases} y_1^* - g & g \leq g_1 \\ \tilde{y}(g) - g & g \in (g_1, g_2] \\ y_L^* - g & \text{else.} \end{cases}$$

First notice that, when $n > 1$, $y_L^* = y_O^* > y_1^*$ and $y_L^* = y_O^* > \tilde{y}(g)$ for any $g < g_2$. There are two cases: (1) $g_1 = 0$ and (2) $g_1 > 0$. If $g_1 = 0$, for any $g < g_2$, $I_L(g) = \tilde{y}(g) - g$, which is smaller than $I_O(g) = \min\{W, y_O^* - g\}$. If $g_1 > 0$, for any $g \leq g_1$, $I_L(g) = y_1^* - g < W$ for any $g \leq g_1$ and $I_L(g) = y_1^* - g < y_O^* - g$ for any $g \leq g_1$ (because $y_O^* > y_1^*$). This implies $I_L(g) < I_O(g) = \min\{W, y_O^* - g\}$ for any $g \leq g_1$. ■

Proof of Proposition 4

A) $q = 2, \dots, n-1$. To support the optimal stock of the public good as the outcome of a subgame perfect Nash equilibrium, employ the following strategy configuration:

1. Whenever a member is recognized, he proposes a public policy x , which entails a level of investment equal to $I_O^*(g)$ and an even share of $W - I_O^*(g)$ as private transfer to all committee members; everyone votes in favor of x (i.e., the proposal is implemented).
2. If a member j is recognized and deviates by proposing $y \neq x$, every $i \neq j$ votes against the proposal; from the following period on, whenever j is the proposer, every $i \neq j$ votes against any proposal, and whenever $i \neq j$ is the proposer, I propose to divide W equally among all members but j as private transfers; every $i \neq j$ votes for this proposal (i.e., a punishment is carried on in all future periods in which the deviator is the proposer; when the deviator is the proposer, the status quo is implemented).
3. If a member k deviates by voting contrary to the strategies above or if member k deviates from the prescribed proposal in the punishment phase, implement the punishment in strategy 2 with k replacing j .

We first show that the proposer has no profitable deviation from the equilibrium strategy on the equilibrium path. The proposer's payoff if she follows the equilibrium strategy is

$$\begin{cases} u(g+W) + \delta V_{EQ}(g+W) & \text{if } g < g_O \\ \frac{W-(y_O^*-g)}{n} + u(y_O^*) + \delta V_{EQ}(y_O^*) & \text{if } g > g_O \end{cases}$$

where

$$V_{EQ}(y_O^*) = \frac{W}{n} + u(y_O^*) + \delta V_{EQ}(y_O^*)$$

$$\implies V_{EQ}(y_O^*) = \frac{1}{1-\delta} \left[\frac{W}{n} + u(y_O^*) \right].$$

According to the proposed equilibrium voting strategies, whenever the proposal is different from the equilibrium one, a punishment will be carried out in every future period in which the proposer is not the deviator and the status quo will be implemented in all the other periods. Thus, all deviations are payoff equivalent. The proposer's payoff if she deviates is:

$$\frac{W}{n} + u(g) + \delta V_{DEV}(g) \quad \forall g$$

where

$$V_{DEV}(g) = \frac{n-1}{n} (u(g) + \delta V_{DEV}(g))$$

$$+ \frac{1}{n} \left(\frac{W}{n} + u(g) + \delta V_{DEV}(g) \right)$$

$$\implies V_{DEV}(g) = \frac{1}{1-\delta} \left[\frac{W}{n^2} + u(g) \right]$$

$$< \frac{1}{1-\delta} \left[\frac{W}{n} + u(g) \right].$$

To check that the proposer's strategy is an equilibrium it is sufficient to check that the proposer has no profitable deviation. Notice that the expected payoff from a deviation is lower than the payoff that would derive from implementing the status quo for the current and all future periods. We can, thus, check that the expected payoff from the equilibrium strategy is higher than the payoff from implementing the status quo forever. We have three cases, depending on the region of the state space we are in:

Case 1: $g \in [g_O, y_O^*)$. In this case, we want to show that:

$$\frac{W - (y_O^* - g)}{n} + u(y_O^*) + \delta V_{EQ}(y_O^*)$$

$$\geq \frac{W}{n} + u(g) + \frac{\delta}{1-\delta} \left[\frac{W}{n} + u(g) \right]$$

$$\iff \left[\frac{u(y_O^*) - u(g)}{(y_O^* - g)} \right] = \frac{1}{(y_O^* - g)} \int_g^{y_O^*} u'(x) dx \geq \frac{1-\delta}{n}.$$

This inequality holds for any $\delta \in [0, 1]$. To see this, note that by concavity of $u(\cdot)$ and the optimality condition in the efficient solution we have $u'(x) > \frac{1-\delta}{n}$ for any $x < y_O^*$.

Case 2: $g \in [0, g_O) \& (g+W) > g_O$. In this case, we want to show that

$$u(g+W) + \delta V_{EQ}(g+W) \geq \frac{W}{n} + u(g) + \frac{\delta}{1-\delta} \left[\frac{W}{n} + u(g) \right]$$

where

$$V_{EQ}(g+W) = \frac{W - (y_O^* - g)}{n} + u(y_O^*) + \delta V_{EQ}(y_O^*)$$

$$= \frac{W - (y_O^* - g)}{n} + u(y_O^*)$$

$$+ \frac{\delta}{1-\delta} \left(\frac{W}{n} + u(y_O^*) \right).$$

Therefore the inequality we want to check becomes

$$u(g + W) + \delta V_{EQ}(g + W) \geq \frac{W}{n} + u(g) + \frac{\delta}{1 - \delta} \left[\frac{W}{n} + u(g) \right]$$

$$\iff u(g + W) + \frac{\delta u(y_O^*)}{(1 - \delta)} - \frac{u(g)}{(1 - \delta)} \geq \frac{W}{n} + \delta \frac{y_O^*}{n} - \delta \frac{g}{n}.$$

Using the fact that $u(g + W) \geq u(g) + u'(y_O^*)W = u(g) + \frac{(1 - \delta)}{n}W$ we have a lower bound on the LHS and we can plug it in to have

$$\iff u(g) + (1 - \delta) \frac{W}{n} + \frac{\delta u(y_O^*)}{(1 - \delta)} - \frac{u(g)}{(1 - \delta)} \geq \frac{W}{n} + \delta \frac{y_O^*}{n} - \delta \frac{g}{n}$$

$$\iff [u(y_O^*) - u(g)] \geq (1 - \delta) \frac{W + y_O^* - g}{n}.$$

This inequality holds for $\delta \geq \hat{\delta} \in [0, 1]$.

We can find a lower bound on δ using the actual $V_{DEV}(g)$ rather than the expression we used above (given by the expected utility of implementing the status quo for any period following a deviation that is greater than $V_{DEV}(g)$ for any g). In this case, the inequality we want to prove is

$$u(g + W) + \frac{\delta [W - (y_O^* - g)]}{n} + \delta u(y_O^*)$$

$$+ \frac{\delta^2}{1 - \delta} \left(\frac{W}{n} + u(y_O^*) \right)$$

$$\geq \frac{W}{n} + u(g) + \frac{\delta}{1 - \delta} \left[\frac{W}{n^2} + u(g) \right]$$

$$\iff u(g + W) + \frac{\delta u(y_O^*)}{(1 - \delta)} - \frac{u(g)}{(1 - \delta)}$$

$$\geq \frac{(1 - 2\delta)n + \delta W}{(1 - \delta)n} + \delta \frac{y_O^*}{n} - \delta \frac{g}{n}$$

Using the fact that $u(g + W) \geq u(g) + u'(y_O^*)W = u(g) + \frac{(1 - \delta)}{n}W$ we have a lower bound on the LHS and we can plug it in to have

$$\iff u(g) + (1 - \delta) \frac{W}{n} + \frac{\delta u(y_O^*)}{(1 - \delta)} - \frac{u(g)}{(1 - \delta)}$$

$$\geq \frac{(1 - 2\delta)n + \delta W}{(1 - \delta)n} + \delta \frac{y_O^*}{n} - \delta \frac{g}{n}$$

$$\iff [u(y_O^*) - u(g)] \geq \frac{(1 - \delta)n}{n} \frac{W}{n} + (1 - \delta) \frac{y_O^* - g}{n}.$$

This inequality holds for $\delta \geq \hat{\delta} \in [0, 1]$. To see this, note that the LHS is always positive, whereas the RHS is nonpositive as long as $\delta \geq \frac{W(2n+1)-n}{W(3n+1)-n} \in (0, 1)$ —(because $n > 1$ and $W > 0$ and in this region $g \in (y_O^* - 2W, y_O^* - W)$).

Case 3: $g \in [0, g_O]$ & $(g + W) < g_O$. Here we want to prove the following inequality:

$$u(g + W) + \delta V_{EQ}(g + W) \geq \frac{W}{n} + u(g) + \frac{\delta}{1 - \delta} \left[\frac{W}{n} + u(g) \right]$$

where $V_{EQ}(g + W) = u(g + 2W) + \delta V_{EQ}(g + 2W)$.

Note that, because $u'(x) > \frac{1 - \delta}{n}$ for any $x < y_O^*$, we have $u(g + x) > u(g) + \frac{(1 - \delta)}{n}x$ if $(g + x) < y_O^*$. Using this inequality we have a lower bound on the RHS, and it is sufficient

to prove that

$$u(g) + \frac{(1 - \delta)}{n}W + \delta V_{EQ}(g + W)$$

$$\geq \frac{W}{n} + u(g) + \delta V_{DEV}(g)$$

$$\iff V_{EQ}(g + W) \geq \frac{W}{n} + \frac{1}{1 - \delta} \left[\frac{W}{n} + u(g) \right].$$

Note that $V'_{EQ}(x) > 1/n$ for any $x < y_O^*$ (as it is clear from the equation for $V_{EQ}(y_O^*)$ and the condition for optimality in the efficient solution), and thus, $V_{EQ}(g + x) > V_{EQ}(g) + \frac{1}{n}x$. This gives us a lower bound on $V_{EQ}(g + 2W) (> V_{EQ}(g + W) + \frac{W}{n})$ that we can use to get a lower bound on $V_{EQ}(g + W)$:

$$V_{EQ}(g + W) = u(g + 2W) + \delta V_{EQ}(g + 2W).$$

$$V_{EQ}(g + W) > \frac{1}{1 - \delta}u(g + 2W) + \frac{\delta}{1 - \delta} \frac{W}{n}$$

$$> \frac{1}{1 - \delta}u(g) + 2 \frac{W}{n} + \frac{\delta}{1 - \delta} \frac{W}{n}.$$

It is therefore sufficient to show that

$$\frac{1}{1 - \delta}u(g) + 2 \frac{W}{n} + \frac{\delta}{1 - \delta} \frac{W}{n} \geq \frac{W}{n} + \frac{1}{1 - \delta} \left[\frac{W}{n} + u(g) \right]$$

$$\iff \left(\frac{2 - \delta}{1 - \delta} \right) \geq \left(\frac{2 - \delta}{1 - \delta} \right).$$

This inequality holds for any $\delta \in (0, 1)$.

Next, we need to prove that there is no profitable deviation from the prescribed voting strategy on the equilibrium path (i.e., that the expected utility from voting “yes” to an equilibrium proposal is weakly higher than the expected utility from voting “no”). A unilateral deviation in the voting stage does not change the outcome (i.e., the efficient proposal will be implemented), and the only difference in the two expected utilities (voting “yes” vs. voting “no”) is in the continuation values, $V_{EQ}(g)$ and $V_{DEV}(g)$, which are the same as the ones specified for the proposer (because the punishment takes the same form). We have three cases:

Case 1: $g \in [g_O, y_O^*)$. The inequality we need to show is

$$\frac{y_O^* - g}{n} + u(y_O^*) + \delta V_{EQ}(y_O^*) \geq \frac{y_O^* - g}{n} + u(y_O^*) + \delta V_{DEV}(y_O^*)$$

$$\frac{1}{1 - \delta} \left[\frac{W}{n} + u(y_O^*) \right] \geq \frac{1}{1 - \delta} \left[\frac{W}{n^2} + u(y_O^*) \right],$$

which clearly holds for any δ .

Case 2: $g \in [0, g_O]$ & $(g + W) > g_O$. The inequality we need to show is

$$u(g + W) + \delta V_{EQ}(g + W) \geq u(g + W) + \delta V_{DEV}(g + W)$$

$$\frac{W - (y_O^* - g)}{n} + u(y_O^*) + \frac{\delta}{1 - \delta} \left(\frac{W}{n} + u(y_O^*) \right)$$

$$\geq \frac{1}{1 - \delta} \left[\frac{W}{n^2} + u(g + W) \right]$$

$$\frac{1}{1 - \delta} [u(y_O^*) - u(g + W)] \geq \frac{1}{1 - \delta} \left[\frac{W(1 - n)}{n^2} \right] + \frac{y_O^*}{n} - \frac{g}{n}.$$

Notice that $u(y_O^*) \geq u(g+W) + u'(y_O^*)(y_O^* - g - W) = u(g+W) + \frac{1-\delta}{n}(y_O^* - g - W)$. This gives us a lower bound on the LHS, $y_O^*/n - g/n - W/n$. Therefore we can check the following inequality:

$$\begin{aligned} \Leftrightarrow \frac{y_O^*}{n} - \frac{g}{n} - \frac{W}{n} &\geq \frac{1}{1-\delta} \left[\frac{W(1-n)}{n^2} \right] + \frac{y_O^*}{n} - \frac{g}{n} \\ \Leftrightarrow \delta &\geq \frac{1}{n} \end{aligned}$$

Case 3: $g \in [0, g_O] \& (g+W) < g_O$ The inequality we need to show is:

$$\begin{aligned} u(g+W) + \delta V_{EQ}(g+W) &\geq u(g+W) + \delta V_{DEV}(g+W) \\ V_{EQ}(g+W) &\geq \frac{1}{1-\delta} \left[\frac{W}{n^2} + u(g+W) \right]. \end{aligned}$$

As noted earlier, $V_{EQ}(g+W) > \frac{1}{1-\delta}u(g+2W) + \frac{\delta}{1-\delta}\frac{W}{n}$. This means that we can prove the following inequality instead:

$$\begin{aligned} \frac{1}{1-\delta}u(g+2W) + \frac{\delta}{1-\delta}\frac{W}{n} &\geq \frac{1}{1-\delta} \left[\frac{W}{n^2} + u(g+W) \right] \\ u(g+2W) - u(g+W) &\geq \frac{W}{n^2} - \delta\frac{W}{n}. \end{aligned}$$

For $\delta \geq 1/n$, the RHS is negative, whereas the LHS is always positive, which gives the desired result.

Next, we need to prove that there is no profitable deviation from the prescribed voting strategy in the punishment phase (i.e., that the expected utility from voting “yes” to the punishment proposal is weakly higher than the expected utility from voting “no”):

$$\begin{aligned} \frac{W}{n-1} + u(g) + \frac{1}{1-\delta} \left[\frac{W}{n-1} + u(g) \right] \\ \geq \frac{W}{n-1} + u(g) + \frac{1}{1-\delta} \left[\frac{W}{n^2} + u(g) \right]. \end{aligned}$$

It is clear that this inequality holds for any $\delta \in [0, 1]$.

Finally, we need to prove that there is no profitable deviation from the prescribed proposal strategy in the punishment phase. Any deviation will lead to rejection of the proposal and, thus, implementation of the status quo. This means that a proposer different from the deviator will stick to the punishment proposal as long as

$$\begin{aligned} \frac{W}{n-1} + u(g) + \frac{1}{1-\delta} \left[\frac{W}{n-1} + u(g) \right] \\ \geq \frac{W}{n} + u(g) + \frac{1}{1-\delta} \left[\frac{W}{n^2} + u(g) \right], \end{aligned}$$

which clearly holds for any $\delta \in [0, 1]$ and were done. ■

B) $q = n$. In this case, following a deviation, the status quo will be implemented every period. This is because—in the punishment phase—the deviator never accepts a proposal with an harsher punishment and his vote is needed to pass any proposal. To support the optimal stock of the public good as the outcome of a subgame perfect Nash equilibrium, employ the following strategy configuration:

1. Whenever a member is recognized, he proposes a public policy x , that entails a level of investment equal to $I_O^*(g)$ and an even share of $W - I_O^*(g)$ as private transfer to all committee members.

2. If a member j is recognized and deviates by proposing $y \neq x$, all future proposers implement the status quo policy.

We first show that the proposer has no profitable deviation from the equilibrium strategy on the equilibrium path. The proposer’s payoff if she follows the equilibrium strategy is

$$\begin{cases} u(g+W) + \delta V_{EQ}(g+W) & \text{if } g < g_O \\ \frac{W - (y_O^* - g)}{n} + u(y_O^*) + \delta V_{EQ}(y_O^*) & \text{if } g > g_O \end{cases}$$

where

$$\begin{aligned} V_{EQ}(y_O^*) &= \frac{W}{n} + u(y_O^*) + \delta V_{EQ}(y_O^*) \\ \Rightarrow V_{EQ}(y_O^*) &= \frac{1}{1-\delta} \left[\frac{W}{n} + u(y_O^*) \right]. \end{aligned}$$

According to the proposed equilibrium voting strategies, whenever the proposal is different from the equilibrium one, a punishment will be carried out in every future period in which the proposer is not the deviator and the status quo will be implemented in all the other periods. Thus, all deviations are payoff equivalent. The proposer’s payoff if she deviates is

$$\frac{W}{n} + u(g) + \delta V_{DEV}(g) \quad \forall g$$

where

$$V_{DEV}(g) = \frac{1}{1-\delta} \left[\frac{W}{n} + u(g) \right].$$

The expected payoff from a deviation is the payoff from implementing the status quo for the current and all future periods. To check that the proposer’s strategy is an equilibrium it is sufficient to check that the proposer has no profitable deviation. As before, we have three cases, depending on what region of the state space we are in:

Case 1: $g \in [g_O, y_O^*]$. In this case we need to show

$$\begin{aligned} \frac{W - (y_O^* - g)}{n} + u(y_O^*) + \delta V_{EQ}(y_O^*) \\ \geq \frac{W}{n} + u(g) + \frac{\delta}{1-\delta} \left[\frac{W}{n} + u(g) \right] \\ \Leftrightarrow \frac{1}{(y_O^* - g)} \int_g^{y_O^*} u'(x) dx \geq \frac{1-\delta}{n}. \end{aligned}$$

The second inequality holds for any $\delta \in [0, 1]$. To see this note that by concavity of $u(\cdot)$ and the optimality condition in the efficient solution we have $u'(x) > \frac{1-\delta}{n}$ for any $x < y_O^*$.

Case 2: $g \in [0, g_O] \& (g+W) > g_O$. In this case we need to show:

$$u(g+W) + \delta V_{EQ}(g+W) \geq \frac{W}{n} + u(g) + \frac{\delta}{1-\delta} \left[\frac{W}{n} + u(g) \right]$$

where

$$\begin{aligned} V_{EQ}(g+W) &= \frac{W - (y_O^* - g)}{n} + u(y_O^*) + \delta V_{EQ}(y_O^*) \\ &= \frac{W - (y_O^* - g)}{n} + u(y_O^*) + \frac{\delta}{1-\delta} \left(\frac{W}{n} + u(y_O^*) \right). \end{aligned}$$

Therefore the inequality we want to check becomes

$$u(g + W) + \delta V_{EQ}(g + W) \geq \frac{W}{n} + u(g) + \frac{\delta}{1 - \delta} \left[\frac{W}{n} + u(g) \right]$$

$$\iff u(g + W) + \frac{\delta u(y_O^*)}{(1 - \delta)} - \frac{u(g)}{(1 - \delta)} \geq \frac{W}{n} + \delta \frac{y_O^*}{n} - \delta \frac{g}{n}.$$

Using the fact that $u(g + W) \geq u(g) + u'(y_O^*)W = u(g) + \frac{(1-\delta)}{n}W$ we have a lower bound on the LHS and we can plug it in to have

$$\iff u(g) + (1 - \delta) \frac{W}{n} + \frac{\delta u(y_O^*)}{(1 - \delta)} - \frac{u(g)}{(1 - \delta)}$$

$$\geq \frac{W}{n} + \delta \frac{y_O^*}{n} - \delta \frac{g}{n}$$

$$\iff [u(y_O^*) - u(g)] \geq (1 - \delta) \frac{W + y_O^* - g}{n}.$$

This inequality holds for $\delta \geq \hat{\delta} \in [0, 1]$. To see this, notice that the LHS is strictly positive, whereas the RHS converges to zero as δ goes to 1.

Case 3: $g \in [0, g_O]$ & $(g + W) < g_O$. In this case we want to prove the following inequality:

$$u(g + W) + \delta V_{EQ}(g + W) \geq \frac{W}{n} + u(g) + \frac{\delta}{1 - \delta} \left[\frac{W}{n} + u(g) \right]$$

where $V_{EQ}(g + W) = u(g + 2W) + \delta V_{EQ}(g + 2W)$.

Note that, because $u'(x) > \frac{1-\delta}{n}$ for any $x < y_O^*$, we have $u(g + x) > u(g) + \frac{(1-\delta)}{n}x$ if $(g + x) < y_O^*$. Using this inequality we have a lower bound on the RHS, and it is sufficient to prove that

$$u(g) + \frac{(1 - \delta)}{n}W + \delta V_{EQ}(g + W)$$

$$\geq \frac{W}{n} + u(g) + \delta V_{DEV}(g)$$

$$\iff V_{EQ}(g + W) \geq \frac{W}{n} + \frac{1}{1 - \delta} \left[\frac{W}{n} + u(g) \right].$$

Note that $V'_{EQ}(x) > 1/n$ for any $x < y_O^*$ (as it is clear from the equation for $V_{EQ}(y_O^*)$ and the condition for optimality in the efficient solution), and thus, $V_{EQ}(g + x) > V_{EQ}(g) + \frac{1}{n}x$. This gives us a lower bound on $V_{EQ}(g + 2W)$ ($> V_{EQ}(g + W) + \frac{W}{n}$) that we can use to get a lower bound on $V_{EQ}(g + W)$

$$V_{EQ}(g + W) = u(g + 2W) + \delta V_{EQ}(g + 2W)$$

$$V_{EQ}(g + W) > \frac{1}{1 - \delta}u(g + 2W) + \frac{\delta}{1 - \delta} \frac{W}{n}$$

$$> \frac{1}{1 - \delta}u(g) + 2 \frac{W}{n} + \frac{\delta}{1 - \delta} \frac{W}{n}.$$

It is therefore sufficient to show that

$$\frac{1}{1 - \delta}u(g) + 2 \frac{W}{n} + \frac{\delta}{1 - \delta} \frac{W}{n} \geq \frac{W}{n} + \frac{1}{1 - \delta} \left[\frac{W}{n} + u(g) \right]$$

$$\iff \left(\frac{2 - \delta}{1 - \delta} \right) \geq \left(\frac{2 - \delta}{1 - \delta} \right).$$

This inequality holds for any $\delta \in (0, 1)$.

Next, we need to prove that there is no profitable deviation from the prescribed voting strategy on the equilibrium path (i.e., that the expected utility from voting “yes” to an equilibrium proposal is weakly higher than the expected utility from voting “no”). If $q = n$, voting “no” to an efficient proposal leads to the implementation of the status quo in the current period and all following periods. This means that the expected utility from the equilibrium strategy and expected utility from the most profitable deviation are the same as in the proposer case, and the result showed earlier holds.

Next, we need to prove that there is no profitable deviation from the prescribed voting strategy in the punishment phase (i.e., that the expected utility from voting “yes” to the punishment proposal is weakly higher than the expected utility from voting “no”). In this case the punishment proposal is the same as the status quo, and therefore the expected utilities from voting “yes” and “no” are the same. Finally, we need to prove that there is no profitable deviation from the prescribed proposal strategy in the punishment phase. Any deviation will lead to rejection of the proposal and, thus, implementation of the status quo. This means that a proposer is indifferent between the punishment proposal and any deviation and we are done. ■

C) $q = 1$. When $q = 1$ the proposer does not need the approval of any other member to implement a public policy. To support the optimal stock of the public good as the outcome of a subgame perfect Nash equilibrium, employ the following strategy configuration:

1. Whenever a member is recognized, he proposes a public policy x , that entails a level of investment equal to $I_O^*(g)$ and an even share of $W - I_O^*(g)$ as private transfer to all committee members.
2. If a member j is recognized and deviates by proposing $y \neq x$, all future proposers implement the Markov perfect equilibrium policy (i.e., the policy that maximizes the individual problem; that is, $I_L^*(q = 1)$ and $W - I_L^*$ to the proposer as private transfer).

Denote $y_L^*(q = 1)$ as y_D^* . The gains from deviation are greater the closer g is to y_O^* . Therefore, we will check whether the proposer has an incentive to deviate when $g \in [g_O, y_O^*]$, or whether

$$W - (y_O^* - g) + u(y_O^*) + \delta V_{EQ}(y_O^*)$$

$$\geq W - (y_D^* - g) + u(y_D^*) + \delta V_{DEV}(y_D^*)$$

where $V_{EQ}(y_O^*)$ is defined as before and $V_{DEV}(y_D^*) = \frac{1}{1-\delta} \left[\frac{W}{n} + u(y_D^*) \right]$. Plugging in $V_{EQ}(y_O^*)$ and $V_{DEV}(y_D^*)$ we have

$$W - (y_O^* - g) + u(y_O^*) + \frac{\delta}{1 - \delta} \left[\frac{W}{n} + u(y_O^*) \right]$$

$$\geq W - (y_D^* - g) + u(y_D^*) + \frac{\delta}{1 - \delta} \left[\frac{W}{n} + u(y_D^*) \right]$$

$$u(y_O^*) - u(y_D^*) \geq (1 - \delta)(y_O^* - y_D^*)$$

There is $\hat{\delta}$ such that $\forall \delta > \hat{\delta}$ and this inequality holds. To see this, note that the LHS is greater than zero (because $u(\cdot)$ is increasing and $y_O^* > y_D^*$) and that as δ approaches 1, the RHS approaches zero. ■

REFERENCES

Austen-Smith, David, and Jeffrey S. Banks. 1996. “Information Aggregation, Rationality, and the Condorcet Jury Theorem.” *American Political Science Review* 90 (1): 34–45.

- Aumann Robert J. (1959). "Acceptable Points in General Cooperative Q-person Games." In *Contributions to the Theory of Games IV*, Annals of Mathematics Study 40, eds. R. D. Luce and A. W. Tucker, Princeton, NJ: Princeton University Press, 287–324.
- Baron, David P. 1996. "A Dynamic Theory of Collective Goods Procedures." *American Political Science Review* 90: 316–30.
- Baron, David P., and John Ferejohn. 1989. "Bargaining in Legislatures." *American Political Science Review* 83: 1181–1206.
- Baron, David P., D. Diermeier, and P. Fong. 2012. "A Dynamic Theory of Parliamentary Democracy." *Economic Theory* 49 (3): 703–38.
- Barry, Brian. 1965. *Political Argument*. London: Routledge and Kegan.
- Barseghyan, Levon, Marco Battaglini, and Stephen Coate. 2011. "Fiscal Policy over the Real Business Cycle: A Positive Theory." Cornell University. Mimeo.
- Battaglini, Marco, and Stephen Coate. 2006. "Inefficiency in Legislative Policymaking: A Dynamic Analysis." *American Economic Review* 97: 118–49.
- Battaglini, Marco, and Stephen Coate. 2008. "A Dynamic Theory of Public Spending, Taxation and Debt." *American Economic Review* 98: 201–36.
- Battaglini, Marco, Salvatore Nunnari, and Thomas Palfrey. 2010. "Political Institutions and the Dynamics of Public Investment." Caltech Social Science Working Paper 1318.
- Battaglini, Marco, Salvatore Nunnari, and Thomas Palfrey. 2012. "The Free Rider Problem: A Dynamic Analysis." Princeton University. Mimeo.
- Battaglini, Marco, and Thomas Palfrey. 2012. "The Dynamics of Redistributive Politics." *Economic Theory* 49 (3): 739–77.
- Boylan, Richard T., John Ledyard, and Richard D. McKelvey. 1996. "Political Competition in a Model of Economic Growth: Some Theoretical Results." *Economic Theory* 7 (2): 191–205.
- Boylan, Richard T., and Richard D. McKelvey. 1995. "Voting over Economic Plans." *American Economic Review* 85 (4): 860–71.
- Buchanan, James M., and Gordon Tullock. 1962. *The Calculus of Consent. Logical Foundations of Constitutional Democracy*. Ann Arbor: University of Michigan Press.
- Choi, Syngjoo, Douglas Gale, and Shachar Kariv. 2008. "Sequential Equilibrium in Monotone Games: A Theory-based Analysis of Experimental Data." *Journal of Economic Theory* 143 (1), 302–30.
- Choi, Syngjoo, Douglas Gale, Shachar Kariv, and Thomas Palfrey. 2011. "Network Architecture, Saliency and Coordination." *Games and Economic Behavior* 73 (1): 76–90.
- Condorcet, Marquis de. 1785. *Essai sur l'Application de L'Analyse à la Probabilité des Décisions Rendues à la Pluralité des Voix*. Paris.
- Cox, Gary. 1987. "Electoral Equilibria under Alternative Voting Institutions." *American Journal of Political Science* 31: 82–108.
- Dal Bo, Pedro. 2005. "Cooperation under the Shadow of the Future: Experimental Evidence from Infinitely Repeated Games." *American Economic Review* 95 (5): 1591–604.
- Dal Bo, Pedro, and Guillaume Frechette. 2011. "The Evolution of Cooperation in Infinitely Repeated Games: Experimental Evidence." *American Economic Review* 101 (1): 411–28.
- Diermeier, Daniel, and Sean Gailmard. 2006. "Self-interest, Inequality, and Entitlement in Majoritarian Decision-making." *Quarterly Journal of Political Science* 1: 327–50.
- Diermeier, Daniel, and Rebecca Morton. 2006. "Experiments in Majoritarian Bargaining." In *Social Choice and Strategic Decisions: Essays in Honor of Jeffrey S. Banks*, eds. D. Austen-Smith and J. Duggan. Springer: Heidelberg, 201–26.
- Duggan, John, and Tasos Kalandrakis. N.d. "Dynamic Legislative Policy Making." *Journal of Economic Theory*. Forthcoming.
- Duffy, John, and Jack Ochs. 2009. "Cooperative Behavior and the Frequency of Social Interaction." *Games and Economic Behavior* 66 (2): 785–812.
- Duffy, John, Jack Ochs, and Lise Vesterlund. 2007. "Giving Little by Little: Dynamic Public Good Games." *Journal of Public Economics* 91: 1708–30.
- Ferejohn, John., Robert E. Forsythe, Roger G. Noll, and Thomas R. Palfrey. 1982. "An Experimental Examination of Auction Mechanisms for Discrete Public Goods." In *Research in Experimental Economics* 2, ed. Vernon Smith. Greenwich, CT: JAI Press, 175–99.
- Frechette, Guillaume, John H. Kagel, and Steven F. Lehrer. 2003. "Bargaining in Legislatures: An Experimental Investigation of Open versus Closed Amendment Rules." *American Political Science Review* 97: 221–32.
- Frechette, Guillaume, John H. Kagel, and Massimo Morelli. 2012. "Pork versus Public Goods: An Experimental Study of Public Good Provision within a Legislative Bargaining Framework." *Economic Theory* 49 (3): 779–800.
- Guth, Werner, Rolf Schmittberger, and Bernd Schwarze. 1982. "An Experimental Analysis of Ultimatum Bargaining." *Journal of Economic Behavior and Organization* 3: 367–88.
- Harrison, G., and J. Hirshleifer. 1989. "An Experimental Evaluation of Weakest Link/Best Shot Models of Public Goods." *Journal of Political Economy* 97: 201–25.
- Harstad, Bard. 2005. "Majority Rules and Incentives." *Quarterly Journal of Economics* 120 (4): 535–68.
- Kagel, John H., Hankyoung Sung, and Eyal Winter. "Veto Power in Committees: An Experimental Study." *Experimental Economics* 13 (2): 167–188.
- Kalandrakis, Tasos. 2004. "A Three Player Dynamic Majoritarian Bargaining Game." *Journal of Economic Theory* 16 (2): 294–322.
- Kalandrakis, Tasos. 2009. "Minimum Winning Coalitions and Endogenous Status-quo." *International Journal of Game Theory* 39 (4): 617–43.
- Ledyard, John O. 1997. "Public Goods: A Survey of Experimental Research." In *The Handbook of Experimental Economics*, eds. J. H. Kagel and A. E. Roth. Princeton, NJ: Princeton University Press 111–94.
- McGuire, Martin C., and Mancur Olson. 1996. "The Economics of Autocracy and Majority Rule: The Invisible Hand and the Use of Force." *Journal of Economic Literature* 34 (1): 72–96.
- McKelvey, Richard D. 1991. "An Experimental Test of a Stochastic Game Model of Committee Bargaining." In *Laboratory Research in Political Economy*, ed. T. Palfrey. Ann Arbor University of Michigan Press, 139–69.
- Olson, Mancur. 1993. "Dictatorship, Democracy, and Development." *American Political Science Review* 87 (3): 567–76.
- Ostrom, Elinor. 1990. *Governing the Commons: The Evolution of Institutions for Collective Action*. New York: Cambridge University Press.
- Ostrom, Elinor, Roy Gardner, and James Walker, 1994. *Rules, Games, and Common-pool Resources*. Ann Arbor: University of Michigan Press.
- Palfrey, Thomas, and Howard Rosenthal. 1994. "Repeated Play, Cooperation and Coordination: An Experimental Study." *Review of Economic Studies* 61: 545–65.
- Penn, Elizabeth M. 2009. "A Model of Farsighted Voting." *American Journal of Political Science* 53 (1): 36–54.
- Rauch, James. 1995. "Bureaucracy, Infrastructure, and Economic Growth: Evidence from U.S. Cities during the Progressive Era." *American Economic Review* 85 (4): 968–79.
- Roth, Alvin, and Keith Murnighan. 1978. "Equilibrium Behavior and Repeated Play of the Prisoner's Dilemma." *Journal of Mathematical Psychology* 17: 189–98.
- Rousseau, Jean-Jacques. [1762] 1988. *On Social Contract or Principles of Political Right*. New York. W.W. Norton.
- Smith, Vernon. 1977. "The Principle of Unanimity and Voluntary Consent in Social Choice." *Journal of Political Economy* 85 (6): 1125–39.
- Stokey, N., R. Lucas, and E. Prescott. 1989. *Recursive Methods in Economic Dynamics*. Cambridge, MA: Harvard University Press.
- Volden, Craig, and Alan E. Wiseman. 2007. "Bargaining in Legislatures over Particularistic and Collective Goods." *American Political Science Review* 101: 79–92.
- Walker, James M., Roy Gardner, Andrew Herr, and Elinor Ostrom. 2000. "Collective Choice in the Commons: Experimental Results on Proposed Allocation Rules and Votes." *Economic Journal* 110 (460): 212–34.
- Wicksell, Knut. [1896] 1967. "Ein neues Prinzip der gerechten Besteuerung." *Finanztheoretische Untersuchungen*, Jena: iv–vi, 76–87, 101–59. Trans. James Buchanan reprinted as "A New Principle of Just Taxation" in *Classics in the Theory of Public Finance*. New York: St. Martin's Press, 72–118.
- Yared, Pierre. 2010. "Politicians, Taxes, and Debt." *Review of Economic Studies* 77: 806–40.